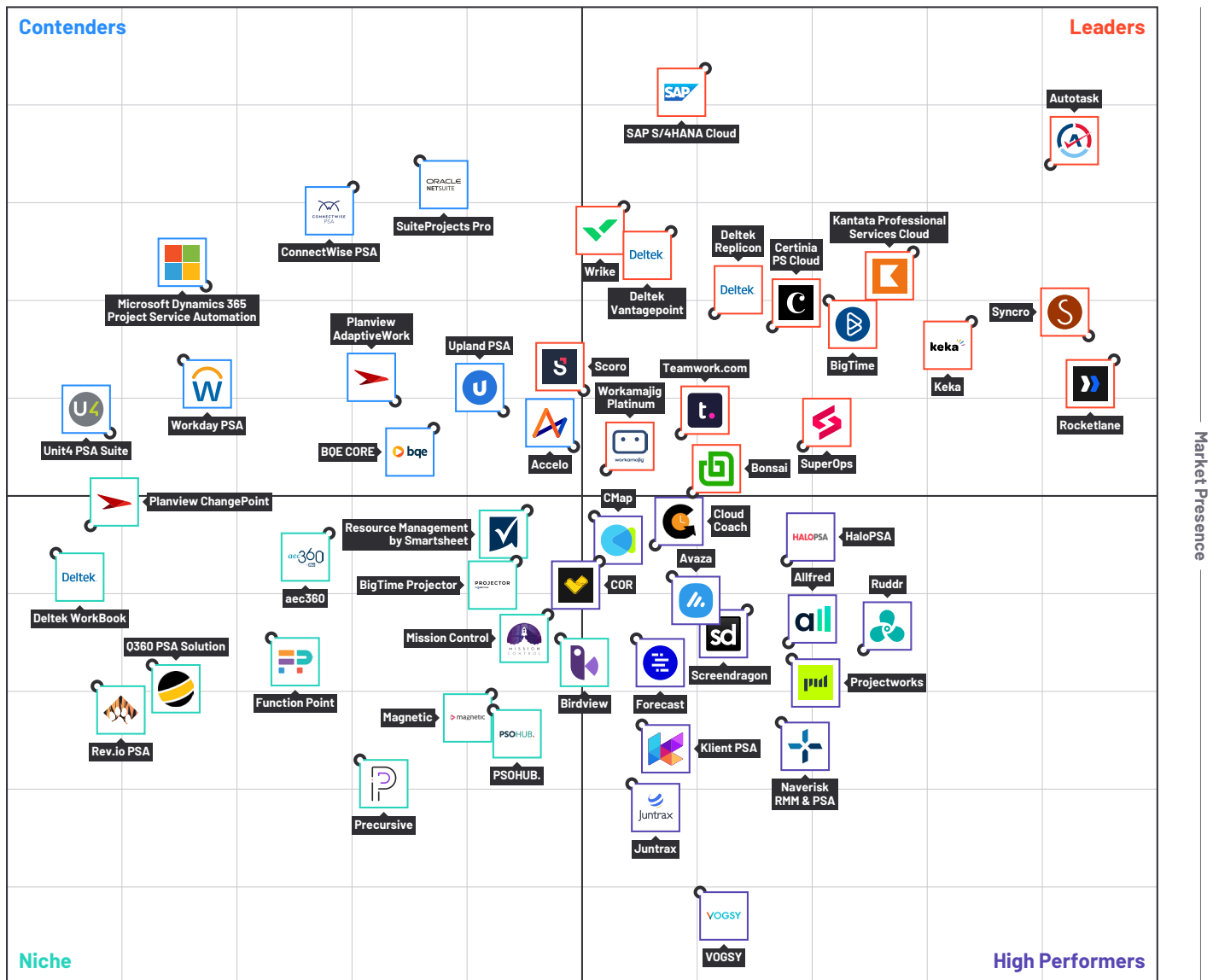


Grid[®] Report for Professional Services Automation | Spring 2025



Professional Services Automation Software



G2 Grid[®] Scoring

Satisfaction

(Professional Services Automation Software continues on next page)

Professional Services Automation Software (continued)

Professional Services Automation Software Definition

Professional services automation (PSA) software helps companies in professional services manage most or all back-office and front-office activities. PSA systems track operations, related costs, and the revenues they generate. These products are used by consultants, lawyers, marketing account managers, and other professional services industry roles that conduct business on a client-project level. PSA software delivers insight into the business processes of project and portfolio management to improve the efficiency, productivity, and profitability of the project operations in place. This type of software can be used by all departments of a professional services company, from sales and marketing to accounting, as well as by project managers.

There are two major types of PSA software—best of breed (which focuses exclusively on professional services) and ERP systems that provide features for PSA combined with functionality for manufacturing or distribution.

PSA systems can be integrated with [accounting software](#), [CRM software](#), and [payroll software](#) to make a more end-to-end solution.

To qualify for inclusion in the Professional Services Automation category, a product must:

- ▶ Manage customer profiles, sales opportunities, and communications
- ▶ Include features for contract management and service level agreements (SLA)
- ▶ Provide project and portfolio management for professional services
- ▶ Deliver accounting functionality or integrate with accounting software
- ▶ Track project and portfolio costs such as time and expenses
- ▶ Record and allocate resources based on necessity and availability
- ▶ Recognize revenue by project, portfolio, or business unit
- ▶ Monitor project and portfolio performance, risk, and profitability

(Professional Services Automation Software continues on next page)

Professional Services Automation Software (continued)

Professional Services Automation Grid® Scoring Description

Products shown on the Grid® for Professional Services Automation have received a minimum of 10 reviews/ratings in data gathered by February 25, 2025. Products are ranked by customer satisfaction (based on user reviews) and market presence (based on market share, seller size, and social impact) and placed into four categories on the Grid®:

- ▶ Products in the Leader quadrant are rated highly by G2 users and have substantial Market Presence scores. Leaders include: [Autotask](#), [Syncro](#), [Rocketlane](#), [SAP S/4HANA Cloud](#), [Kantata Professional Services Cloud \(formerly Mavenlink + Kimble\)](#), [Keka](#), [BigTime](#), [Deltek Vantagepoint](#), [Certinia PS Cloud](#), [Wrike](#), [Deltek Replicon](#), [SuperOps](#), [Teamwork.com](#), [Scoro](#), [Bonsai](#), and [Workamajig](#)
- ▶ High Performing products have high customer Satisfaction scores and low Market Presence compared to the rest of the category. High Performers include: [HaloPSA](#), [Ruddr](#), [Screendragon](#), [Allfred](#), [Cloud Coach](#), [Projectworks](#), [Avaza](#), [CMap](#), [COR](#), [Naverisk RMM & PSA](#), [Forecast](#), [Klient PSA](#), [Juntrax](#), and [VOGSY](#)
- ▶ Contender products have relatively low customer Satisfaction scores and high Market Presence compared to the rest of the category. While they may have positive reviews, they do not have enough reviews to validate those ratings. Contenders include: [SuiteProjects Pro](#), [ConnectWise PSA](#), [Accelo](#), [Upland PSA](#), [BQE CORE](#), [Planview AdaptiveWork](#), [Dynamics 365 Project Operations](#), [Workday Professional Services Automation](#), and [Unit4 PSA Suite](#)
- ▶ Niche products have relatively low Satisfaction scores and low Market Presence compared to the rest of the category. While they may have positive reviews, they do not have enough reviews to validate those ratings. Niche products include: [Resource Management by Smartsheet](#), [BigTime Projector](#), [Mission Control](#), [Birdview](#), [aec360](#), [Magnetic](#), [PSOHUB.](#), [Function Point](#), [Planview ChangePoint](#), [Precursive](#), [Deltek WorkBook](#), [Q360](#), and [Rev.io PSA formerly Tigerpaw One](#)



Grid® Scores for Professional Services Automation Software

The table below shows the Satisfaction and Market Presence scores that determine product placement on the Grid®. To learn more about each of the products, please see the profile section.

Leaders

	# of Reviews	Satisfaction	Market Presence	G2 Score
Autotask	292	93	87	90
Syncro	165	97	68	82
Rocketlane	182	99	65	82
SAP S/4HANA Cloud	132	62	98	80
Kantata Professional Services Cloud (formerly Mavenlink + Kimble)	834	81	78	79
Keka	177	86	70	78
BigTime	623	73	72	72
Deltek Vantagepoint	157	58	80	69
Certinia PS Cloud	663	68	69	68
Wrike	514	54	83	68
Deltek Replicon	136	62	71	67
SuperOps	75	71	56	63
Teamwork.com	23	59	57	58
Scoro	122	50	62	56
Bonsai	69	60	50	55
Workamajig Platinum	95	52	53	53

(Grid® Scores for Professional Services Automation Software continues on next page)

* Products are ordered by G2 Score. Satisfaction score is used as a tiebreaker if two products have the same G2 Score.



Grid® Scores for Professional Services Automation Software (continued)

The table below shows the Satisfaction and Market Presence scores that determine product placement on the Grid®. To learn more about each of the products, please see the profile section.

High Performers

	# of Reviews	Satisfaction	Market Presence	G2 Score
HaloPSA	27	69	42	56
Ruddr	82	76	32	54
Screendragon	48	65	37	51
Allfred	22	69	33	51
Cloud Coach	58	57	44	51
Projectworks	27	70	31	50
Avaza	102	58	41	50
CMap	46	51	47	49
COR	10	52	42	47
Naverisk RMM & PSA	14	69	24	46
Forecast	26	55	34	44
Klient PSA	67	56	24	40
Juntrax	11	55	17	36
VOGSY	30	61	5	33

(Grid® Scores for Professional Services Automation Software continues on next page)

* Products are ordered by G2 Score. Satisfaction score is used as a tiebreaker if two products have the same G2 Score.



Grid® Scores for Professional Services Automation Software (continued)

The table below shows the Satisfaction and Market Presence scores that determine product placement on the Grid®. To learn more about each of the products, please see the profile section.

Contenders

	# of Reviews	Satisfaction	Market Presence	G2 Score
SuiteProjects Pro	223	35	88	61
ConnectWise PSA	461	29	85	57
Accelo	241	49	55	52
Upland PSA	109	43	59	51
BQE CORE	34	36	58	47
Planview AdaptiveWork	177	33	61	47
Microsoft Dynamics 365 Project Service Automation	12	15	74	45
Workday PSA	20	13	65	39
Unit4 PSA Suite	25	6	57	32

(Grid® Scores for Professional Services Automation Software continues on next page)

* Products are ordered by G2 Score. Satisfaction score is used as a tiebreaker if two products have the same G2 Score.



Grid® Scores for Professional Services Automation Software (continued)

The table below shows the Satisfaction and Market Presence scores that determine product placement on the Grid®. To learn more about each of the products, please see the profile section.

Niche

	# of Reviews	Satisfaction	Market Presence	G2 Score
Resource Management by Smartsheet	54	45	48	47
BigTime Projector	131	44	42	43
Mission Control	50	47	36	42
Birdview	34	48	34	41
aec360	15	27	46	36
Magnetic	10	42	27	35
PSOHUB.	34	42	26	34
Function Point	144	21	34	28
Planview ChangePoint	17	5	46	26
Precursive	25	30	20	25
Deltek WorkBook	11	1	43	22
Q360 PSA Solution	12	10	31	20
Rev.io PSA formerly Tigerpaw One	12	5	28	17

* Products are ordered by G2 Score. Satisfaction score is used as a tiebreaker if two products have the same G2 Score.



Grid® Methodology

Grid® Rating Methodology

The Grid® represents the democratic voice of real software users, rather than the subjective opinion of one analyst. G2 rates products from the Professional Services Automation category algorithmically based on data sourced from product reviews shared by G2 users and data sourced from third parties.

Technology buyers can use the Grid® to help them quickly select the best products for their businesses and to find peers with similar experiences. For sellers, media, investors, and analysts, the Grid® provides benchmarks for product comparison and market trend analysis.

Grid® Scoring Methodology

The Grid® Report for Professional Services Automation | Spring 2025 is based on reviews collected through February 25, 2025. We apply unique algorithms to this data to calculate Satisfaction (v4.0) and Market Presence (v7.0) scores for the Spring 2025 report quarter. To view the Professional Services Automation Grid® with the most recent data, please visit the [Professional Services Automation](#) page. For more details on Grid® Scoring, please view the [G2 Scoring Methodology here](#).

Grid® Categorization Methodology

Making G2 research relevant and easy for people to use as they evaluate and select business software products is one of our most important goals. In support of that goal, organizing products and software companies in a well-defined structure that makes capturing, evaluating, and displaying reviews and other research in an orderly manner is a critical part of the research process.

To manage the process of categorizing the software products and the related reviews in the G2 community, G2 follows a publicly available [categorization methodology](#). All products appearing on the Regional Grid® have passed through G2's category standards.

Many terms that appear regularly across G2 and are used to aid in product categorization warrant a definition to facilitate buyer understanding. These terms may be included within reviews from the G2 community or in executive summaries for products included on the Regional Grid®. A [list of standard definitions](#) is available to G2 users to eliminate confusion and ease the buying process.

Rating Changes and Dynamics

The ratings in this report are based on a snapshot of the user reviews and third-party data collected by G2 up through February 25, 2025. The ratings may change as the products are further developed, the sellers grow, and as additional opinions are shared by users. G2 updates the ratings on its website in real time as additional data is received, and this report will be updated as significant data is received. By improving their products and support and/or by having more satisfied customer voices heard, Contenders may become Leaders and Niche sellers may become High Performers.

Trust

Keeping our ratings unbiased is our top priority. G2 follows defined community guidelines to ensure privacy, and authenticity for users and reviews. For more details, please view the [G2 Community Guidelines here](#).

(Regional Grid® Methodology continues on next page)

** Net Promoter, Net Promoter System, Net Promoter Score, NPS and the NPS-related emoticons are registered trademarks of Bain & Company, Inc., Fred Reichheld and Satmetrix Systems, Inc.



Grid® Methodology (continued)

Grid® Inclusion Criteria

All products in a G2 category that have at least 10 reviews from real users of the product are included on the Grid®. Inviting other users, such as colleagues and peers, to join G2 and share authentic product reviews will accelerate this process.

If a software is not yet listed on G2 and it fits the market definition above, then users are encouraged to [suggest its addition](#) to our [Professional Services Automation](#) category.

Product Profiles

Product profiles and detailed charts are included for products with 10 or more reviews.



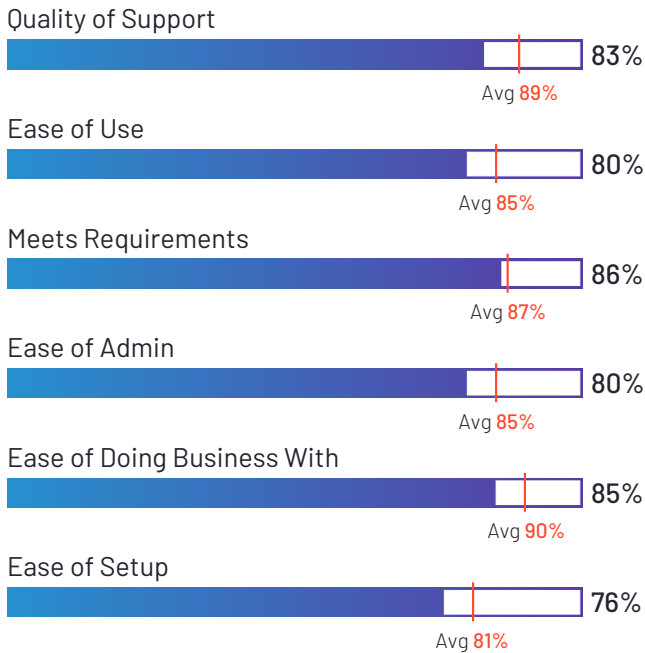
Autotask

4.2 ★★★★★ (411)




Autotask has been named a Leader based on receiving a high customer Satisfaction score and having a large Market Presence. 86% of users rated it 4 or 5 stars, 85% of users believe it is headed in the right direction, and users said they would be likely to recommend Autotask at a rate of 83%. Autotask is also in the IT Service Management (ITSM) Tools and Service Desk categories.

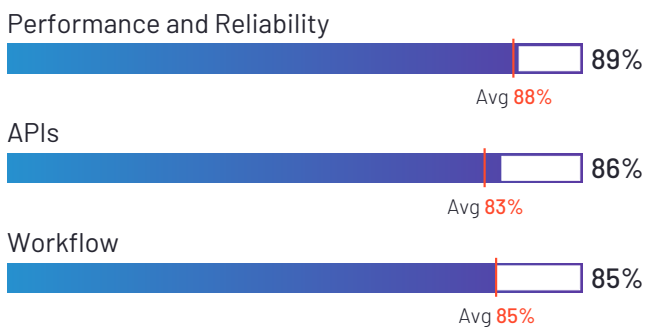
Satisfaction Ratings



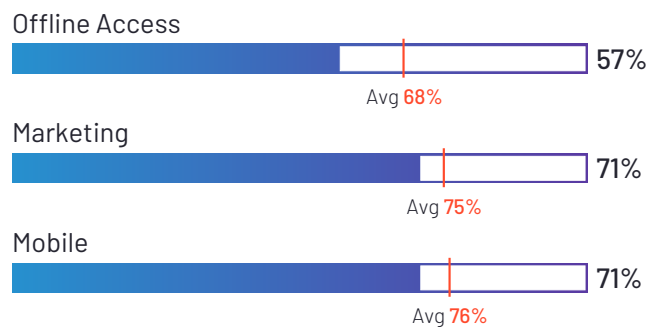
Top Industries Represented



Highest-Rated Features



Lowest-Rated Features



Ownership
Kaseya



HQ Location
Miami, FL



Year Founded
2000



Employees (Listed On LinkedIn)
4,835



Company Website
www.kaseya.com



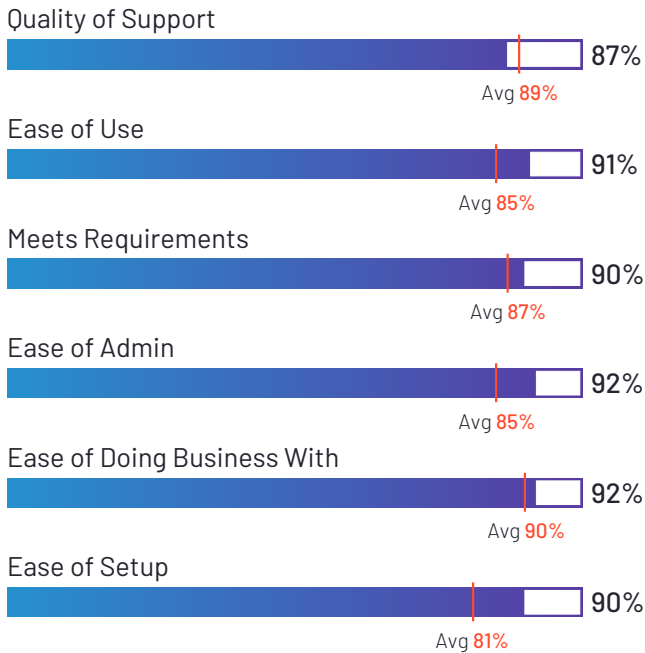
Syncro

4.5 ★★★★★ (285)




Syncro has been named a Leader based on receiving a high customer Satisfaction score and having a large Market Presence. 95% of users rated it 4 or 5 stars, 93% of users believe it is headed in the right direction, and users said they would be likely to recommend Syncro at a rate of 91%. Syncro is also in the Remote Monitoring & Management (RMM), Remote Support, Remote Desktop, and Endpoint Management categories.

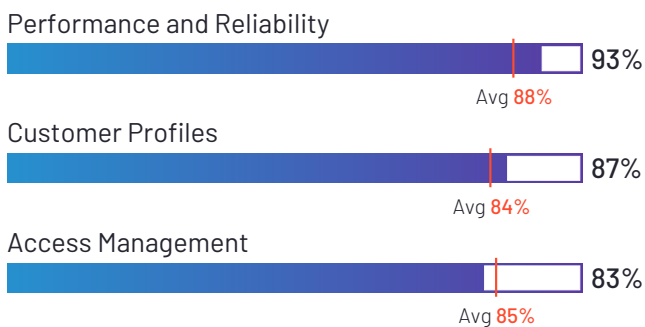
Satisfaction Ratings



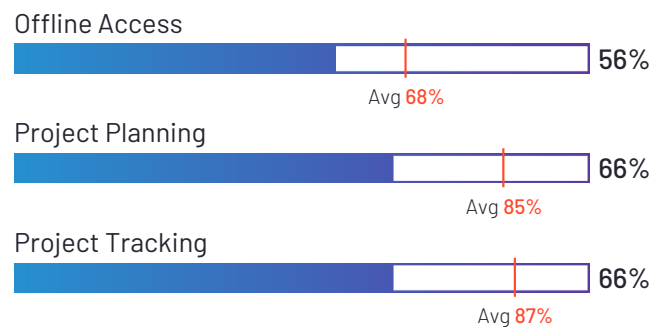
Top Industries Represented



Highest-Rated Features



Lowest-Rated Features



Ownership
Servably



HQ Location
Fully remote, US



Year Founded
2017



Employees (Listed On LinkedIn)
106



Company Website
syncromsp.com



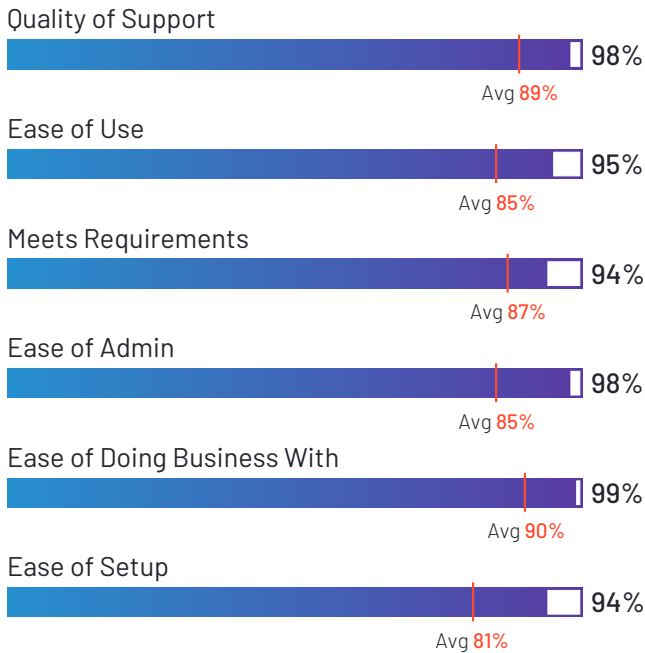
Rocketlane

4.8 ★★★★★ (739)

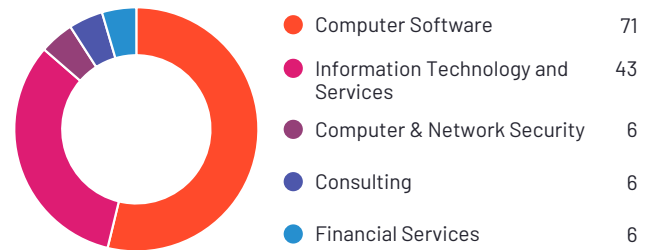


Rocketlane has been named a Leader based on receiving a high customer Satisfaction score and having a large Market Presence. Rocketlane received the highest Satisfaction score among products in Professional Services Automation. 100% of users rated it 4 or 5 stars, 98% of users believe it is headed in the right direction, and users said they would be likely to recommend Rocketlane at a rate of 96%. Rocketlane is also in the Client Onboarding, Project Collaboration, Resource Management, Workflow Management, Task Management, Project Management, and Client Portal categories.

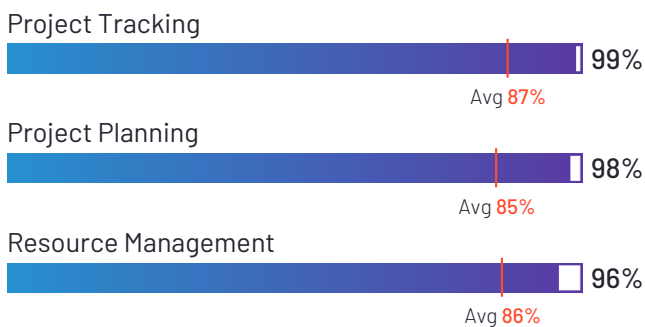
Satisfaction Ratings



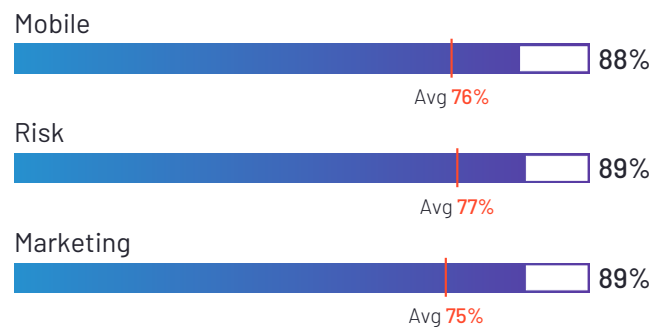
Top Industries Represented



Highest-Rated Features



Lowest-Rated Features



Ownership
Rocketlane Corp



HQ Location
Walnut, US



Year Founded
2020



Employees (Listed On LinkedIn)
148



Company Website
rocketlane.com



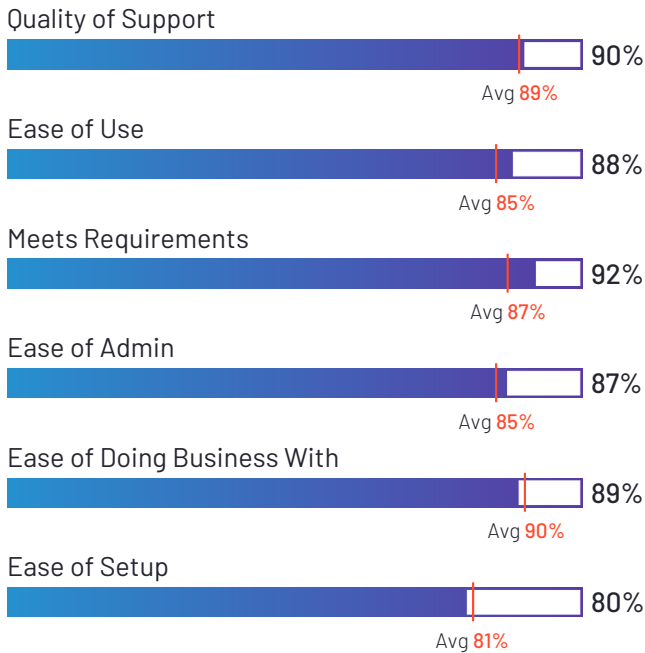
SAP S/4HANA Cloud

4.5 ★★★★★ (759)




SAP S/4HANA Cloud has been named a Leader based on receiving a high customer Satisfaction score and having a large Market Presence. SAP S/4HANA Cloud has the largest Market Presence among products in Professional Services Automation. 98% of users rated it 4 or 5 stars, 93% of users believe it is headed in the right direction, and users said they would be likely to recommend SAP S/4HANA Cloud at a rate of 92%. SAP S/4HANA Cloud is also in the Advanced Planning and Scheduling (APS), Supplier Relationship Management (SRM), Process ERP, Mixed Mode ERP, Distribution ERP, Discrete ERP, Revenue Management, Invoice Management, Quality Management (QMS), Financial Close, Enterprise Asset Management (EAM), ERP Systems, Accounting, Purchasing, and Project-Based ERP categories.

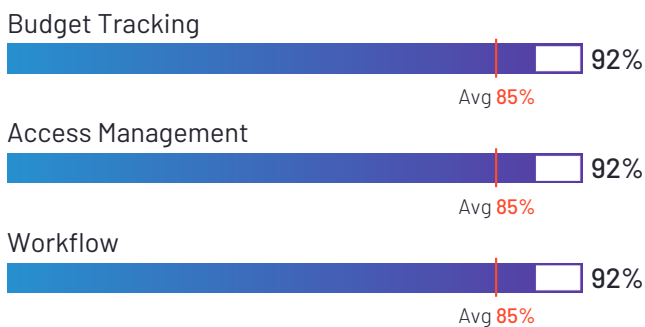
Satisfaction Ratings



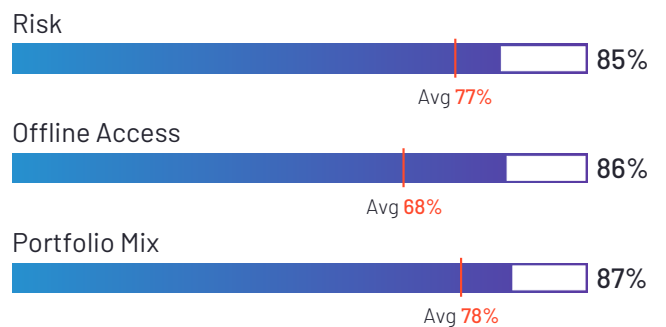
Top Industries Represented



Highest-Rated Features



Lowest-Rated Features



Ownership
SAP



HQ Location
Walldorf



Year Founded
1972



Employees (Listed On LinkedIn)
125,049



Company Website
www.sap.com



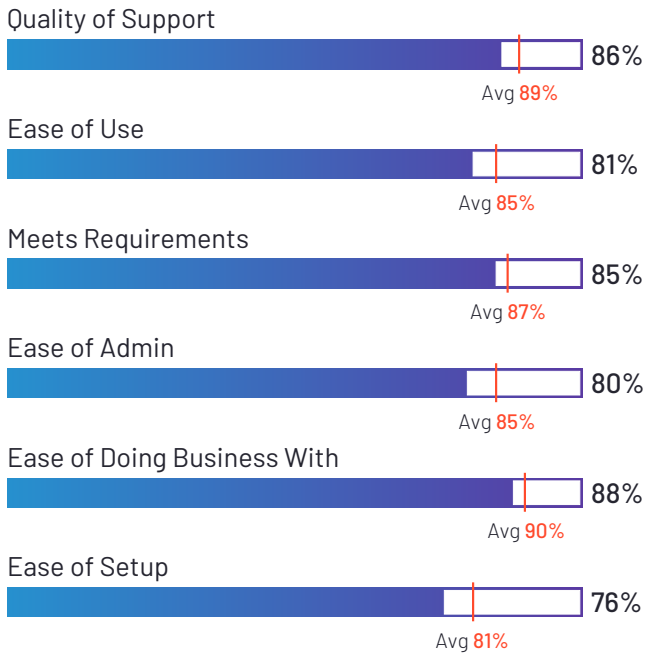
Kantata Professional Services Cloud (formerly Mavenlink + Kimble)

4.2 ★★★★★ (1,477)



Kantata Professional Services Cloud (formerly Mavenlink + Kimble) has been named a Leader based on receiving a high customer Satisfaction score and having a large Market Presence. 92% of users rated it 4 or 5 stars, 90% of users believe it is headed in the right direction, and users said they would be likely to recommend Kantata Professional Services Cloud (formerly Mavenlink + Kimble) at a rate of 86%. Kantata Professional Services Cloud (formerly Mavenlink + Kimble) is also in the Work Management, Resource Management, and Project Management categories.

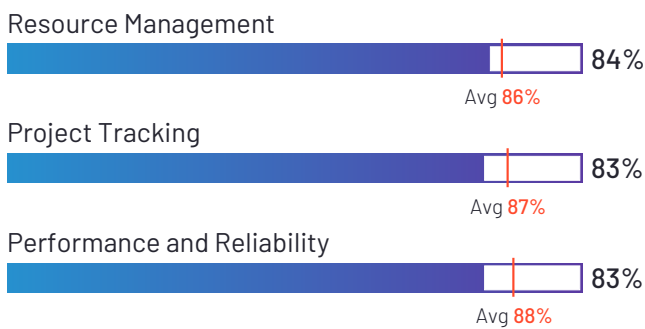
Satisfaction Ratings



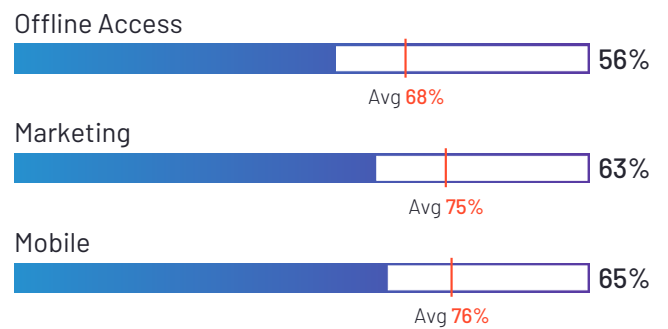
Top Industries Represented



Highest-Rated Features



Lowest-Rated Features



Ownership
Kantata (formerly Mavenlink + Kimble)



HQ Location
Irvine, CA



Year Founded
2008



Employees (Listed On LinkedIn)
511



Company Website
mavenlink.com



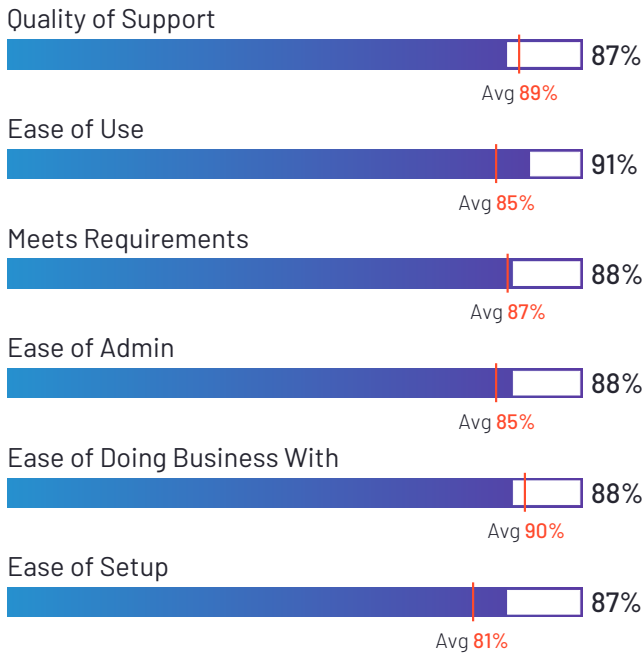
Keka

4.5 ★★★★★ (1,370)



Keka has been named a Leader based on receiving a high customer Satisfaction score and having a large Market Presence. 94% of users rated it 4 or 5 stars, 93% of users believe it is headed in the right direction, and users said they would be likely to recommend Keka at a rate of 87%. Keka is also in the 360 Feedback Software, Work Management, Resource Management, Absence Management, Time & Attendance, Employee Recognition, Onboarding, Applicant Tracking Systems(ATS), Employee Engagement, Time Tracking, Core HR, Workforce Management, Payroll, Performance Management, HCM Software, and Workforce Planning categories.

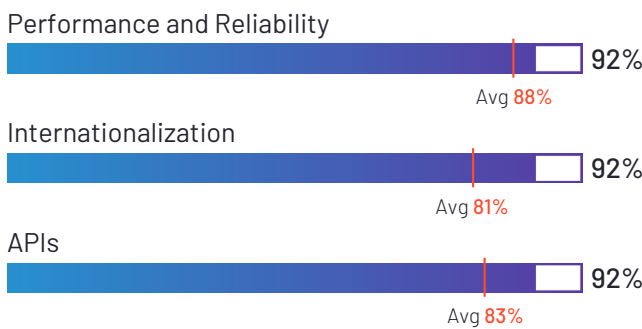
Satisfaction Ratings



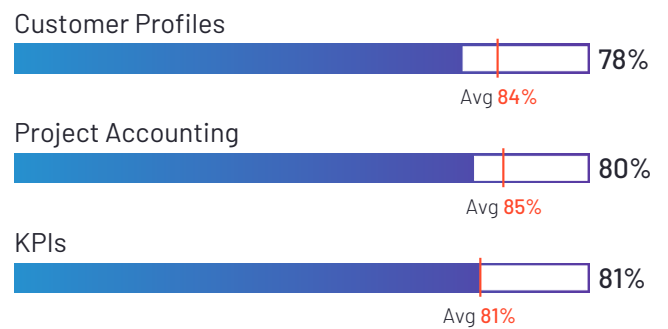
Top Industries Represented



Highest-Rated Features



Lowest-Rated Features



Ownership
Keka Technologies



HQ Location
Seattle, US



Year Founded
2015



Employees (Listed On LinkedIn)
1,038



Company Website
www.keka.com



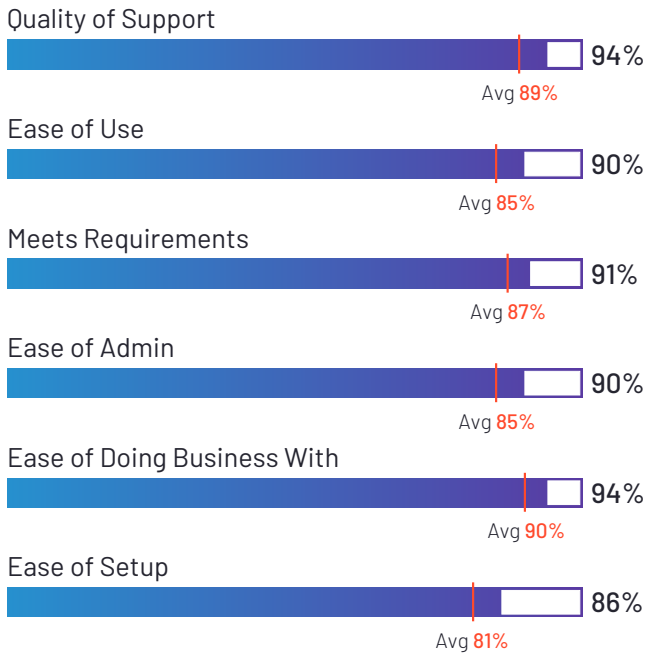
BigTime

4.5 ★★★★★ (1,464)

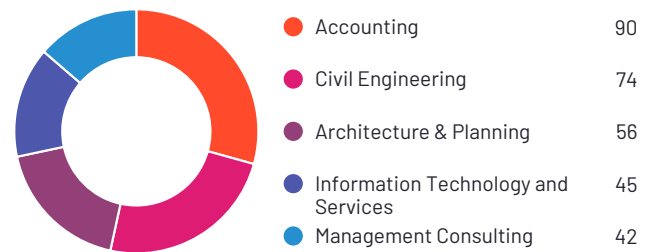


BigTime has been named a Leader based on receiving a high customer Satisfaction score and having a large Market Presence. 97% of users rated it 4 or 5 stars, 92% of users believe it is headed in the right direction, and users said they would be likely to recommend BigTime at a rate of 91%. BigTime is also in the Time Tracking, Expense Management, Billing, Project Management, and Resource Management categories.


Satisfaction Ratings



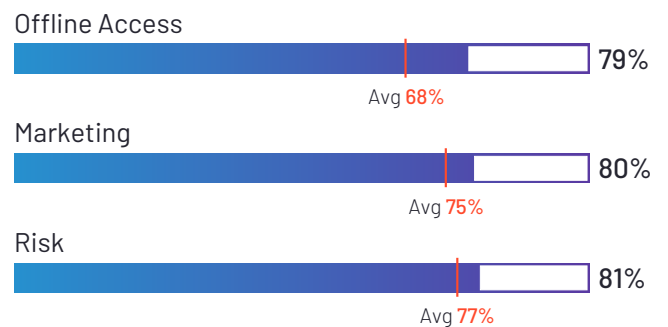
Top Industries Represented



Highest-Rated Features



Lowest-Rated Features



Ownership
BigTime



HQ Location
Chicago, IL



Year Founded
2002



Employees (Listed
On LinkedIn)
173



Company Website
bigtime.net



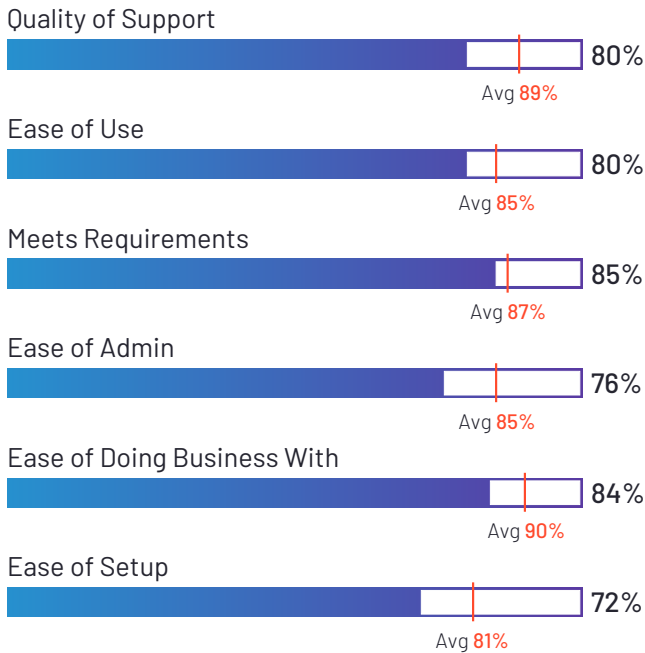
Deltek Vantagepoint

4.1 ★★★★★ (459)




Deltek Vantagepoint has been named a Leader based on receiving a high customer Satisfaction score and having a large Market Presence. 86% of users rated it 4 or 5 stars, 81% of users believe it is headed in the right direction, and users said they would be likely to recommend Deltek Vantagepoint at a rate of 82%. Deltek Vantagepoint is also in the Project-Based ERP and Construction CRM categories.

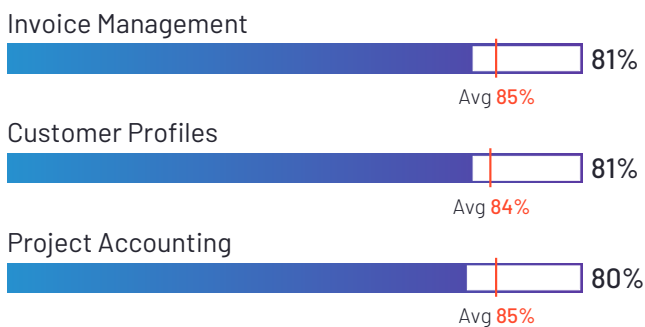
Satisfaction Ratings



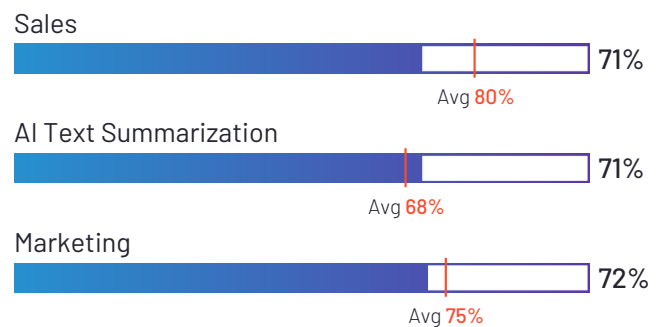
Top Industries Represented



Highest-Rated Features



Lowest-Rated Features



Ownership
Deltek



HQ Location
Herndon, VA



Year Founded
1983



Employees (Listed On LinkedIn)
4,725



Company Website
www.deltek.com



certinia

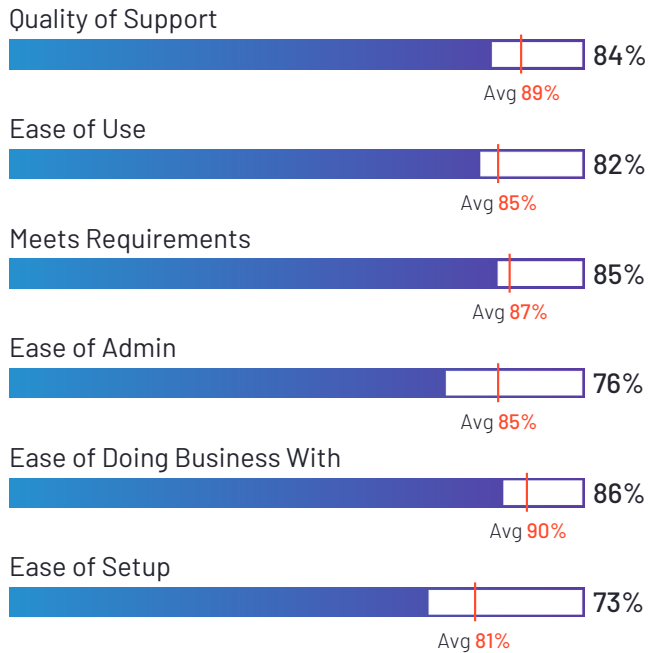
Certinia PS Cloud

4.3 ★★★★★ (697)



Certinia PS Cloud has been named a Leader based on receiving a high customer Satisfaction score and having a large Market Presence. 92% of users rated it 4 or 5 stars, 89% of users believe it is headed in the right direction, and users said they would be likely to recommend Certinia PS Cloud at a rate of 85%. Certinia PS Cloud is also in the Resource Management, ERP Systems, Customer Success, and Project Management categories.

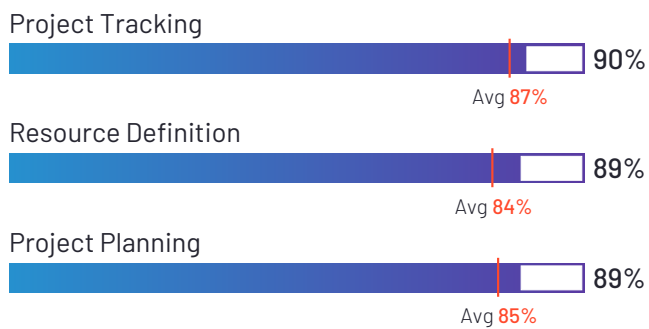
Satisfaction Ratings



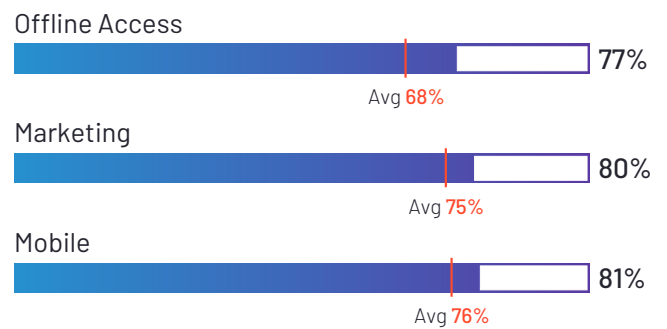
Top Industries Represented



Highest-Rated Features



Lowest-Rated Features



Ownership
Certinia



HQ Location
San Francisco, CA



Year Founded
2009



Employees (Listed
On LinkedIn)
842



Company Website
certinia.com



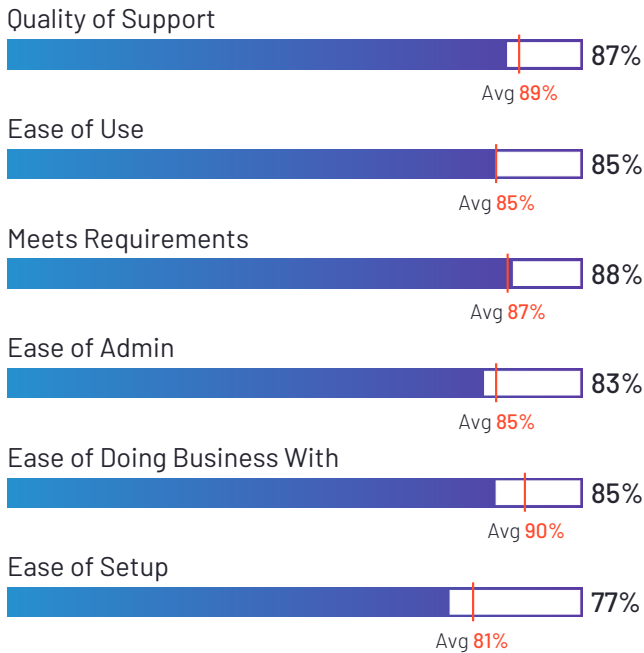
Wrike

4.2 ★★★★★ (3,803)



Wrike has been named a Leader based on receiving a high customer Satisfaction score and having a large Market Presence. 90% of users rated it 4 or 5 stars, 87% of users believe it is headed in the right direction, and users said they would be likely to recommend Wrike at a rate of 84%. Wrike is also in the Project Collaboration, Work Management, Marketing Calendar, Kanban Project Management, Objectives and Key Results (OKR), Workflow Management, Online Proofing, Online Form Builder, Task Management, Event Planning, Bug Tracking, Time Tracking, Project Management, and Marketing Resource Management categories.

Satisfaction Ratings



Top Industries Represented



Ownership
Wrike, Inc.



HQ Location
Wrike · 9171 Towne
Centre Dr #200, San
Diego, CA 92122



Year Founded
2006



**Employees (Listed
On LinkedIn)**
1,077



Company Website
www.wrike.com



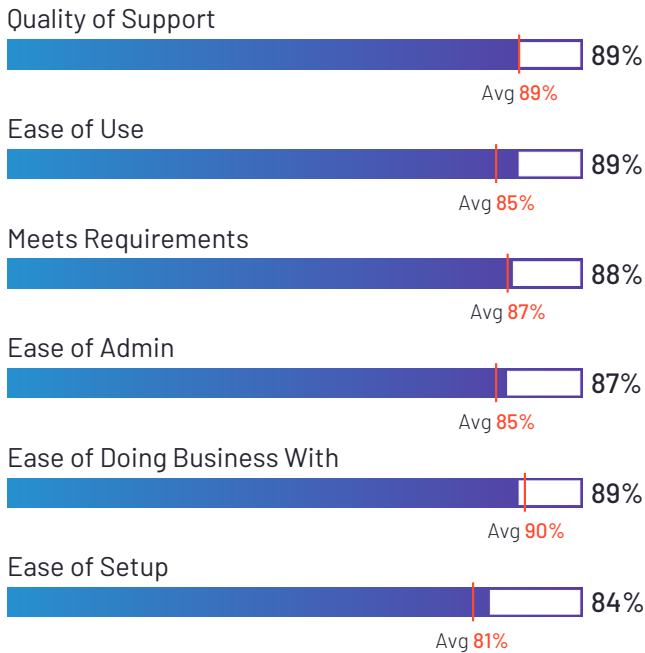
Deltek Replicon

4.3 ★★★★★ (770)

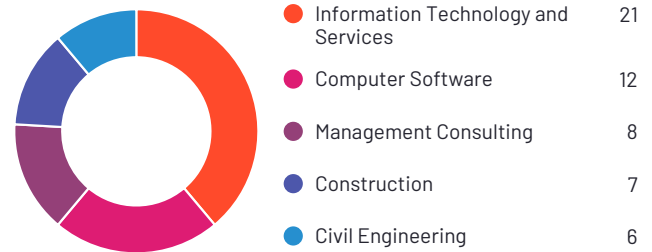


Deltek Replicon has been named a Leader based on receiving a high customer Satisfaction score and having a large Market Presence. 90% of users rated it 4 or 5 stars, 87% of users believe it is headed in the right direction, and users said they would be likely to recommend Deltek Replicon at a rate of 86%. Deltek Replicon is also in the Project and Portfolio Management, Time & Attendance, Time Tracking, Workforce Management, and SAP Store categories.

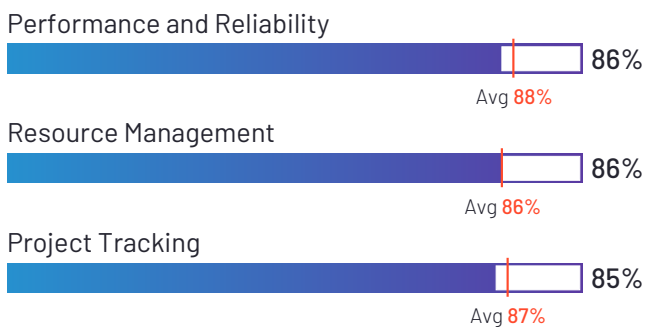
Satisfaction Ratings



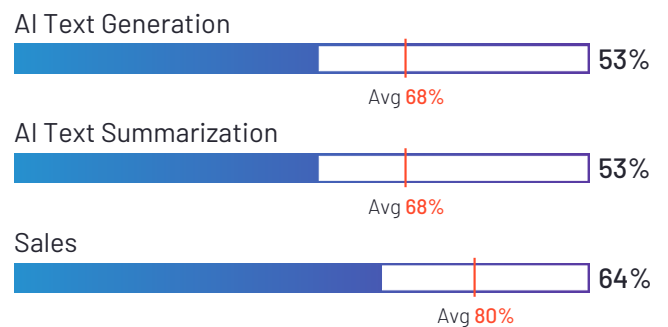
Top Industries Represented



Highest-Rated Features



Lowest-Rated Features



Ownership
Deltek



HQ Location
Herndon, VA



Year Founded
1983



Employees (Listed On LinkedIn)
4,725



Company Website
www.deltek.com



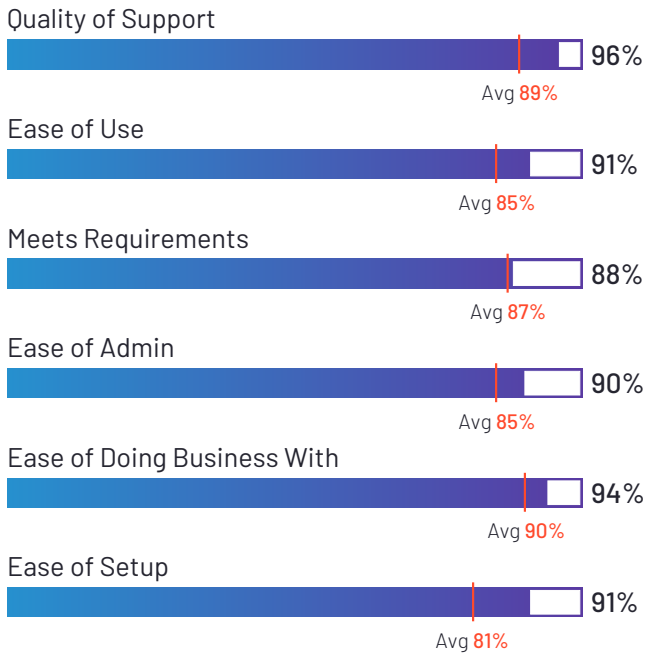
SuperOps

4.5 ★★★★★ (124)




SuperOps has been named a Leader based on receiving a high customer Satisfaction score and having a large Market Presence. 95% of users rated it 4 or 5 stars, 95% of users believe it is headed in the right direction, and users said they would be likely to recommend SuperOps at a rate of 92%. SuperOps is also in the Remote Monitoring & Management (RMM), Patch Management, IT Asset Management, and Network Monitoring categories.

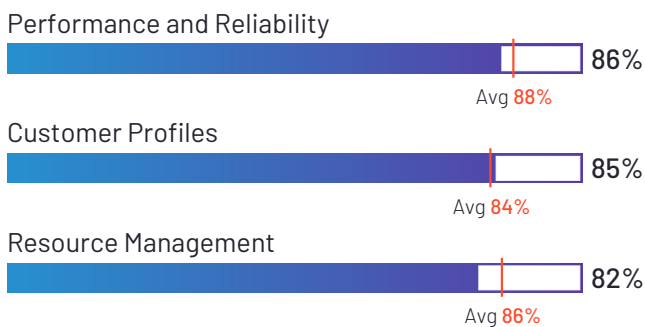
Satisfaction Ratings



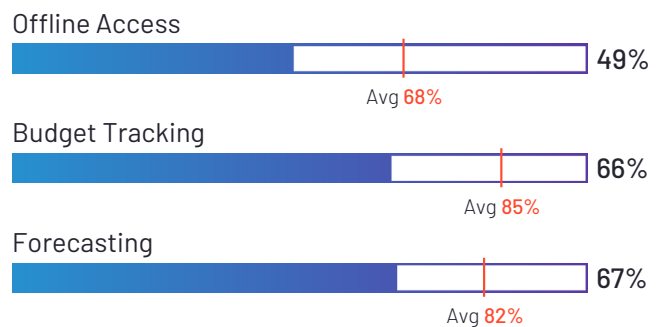
Top Industries Represented



Highest-Rated Features



Lowest-Rated Features



Ownership
SuperOps Inc



HQ Location
Claymont, US



Year Founded
2020



Employees (Listed
On LinkedIn)
189



Company Website
superops.ai



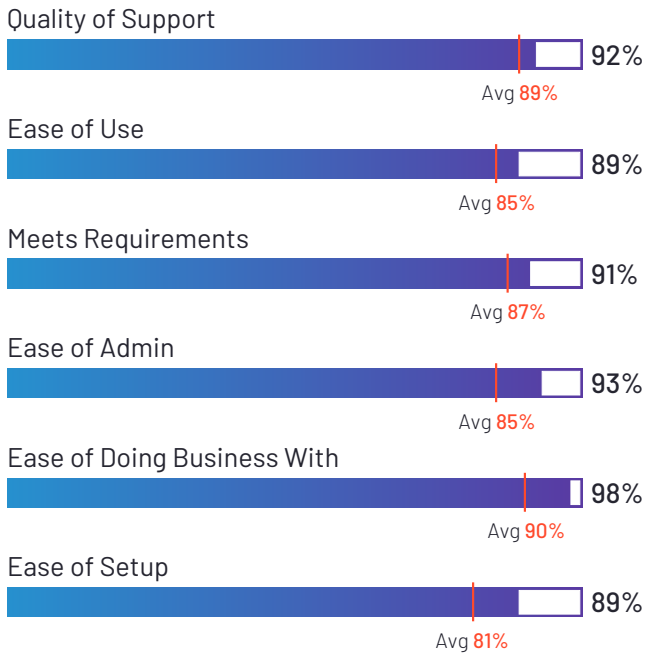
Teamwork.com

4.4 ★★★★★ (1,163)



Teamwork.com has been named a Leader based on receiving a high customer Satisfaction score and having a large Market Presence. 96% of users rated it 4 or 5 stars, 94% of users believe it is headed in the right direction, and users said they would be likely to recommend Teamwork.com at a rate of 92%. Teamwork.com is also in the Project Collaboration, Work Management, Marketing Calendar, Objectives and Key Results (OKR), Resource Management, Workflow Management, Google Workspace Project Management, Product Management, Task Management, Bug Tracking, Time Tracking, Project Management, and Marketing Resource Management categories.

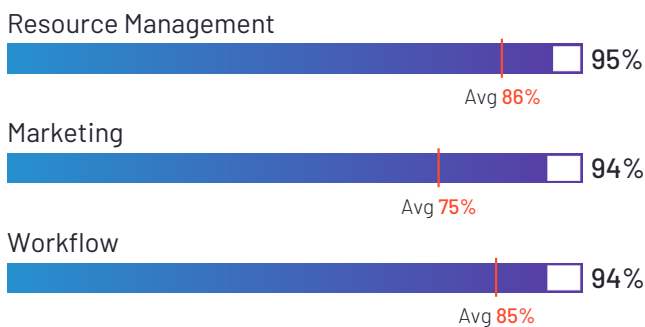
Satisfaction Ratings



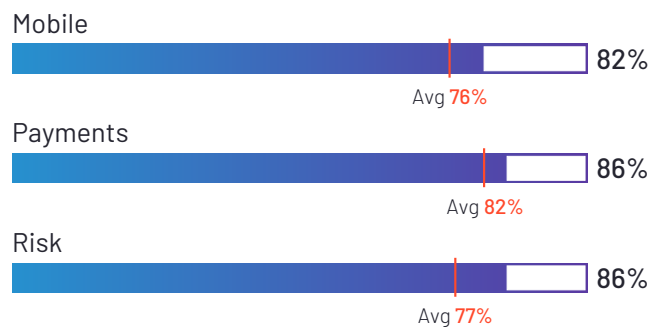
Top Industries Represented



Highest-Rated Features



Lowest-Rated Features



Ownership
Teamwork



HQ Location
Cork



Year Founded
2007



Employees (Listed On LinkedIn)
555



Company Website
teamwork.com



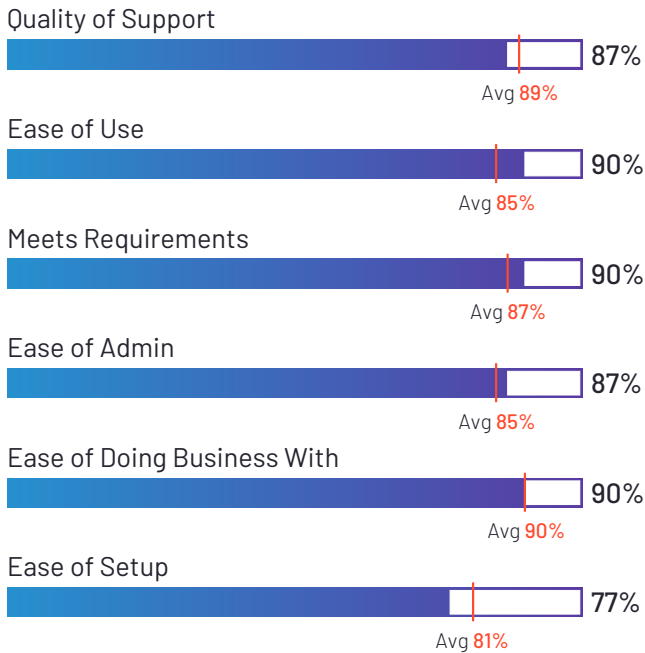
Scoro

4.5 ★★★★★ (402)



Scoro has been named a Leader based on receiving a high customer Satisfaction score and having a large Market Presence. 96% of users rated it 4 or 5 stars, 96% of users believe it is headed in the right direction, and users said they would be likely to recommend Scoro at a rate of 90%. Scoro is also in the Project Collaboration, Work Management, Workflow Management, Project and Portfolio Management, Time Tracking, CRM, Project Management, and Resource Management categories.

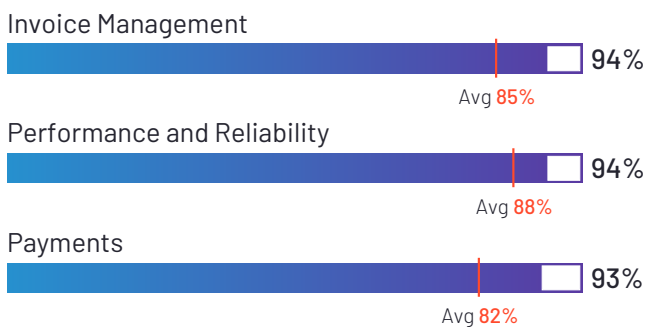
Satisfaction Ratings



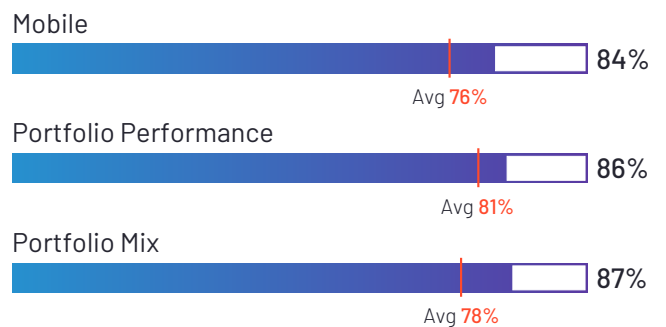
Top Industries Represented



Highest-Rated Features



Lowest-Rated Features



Ownership
Scoro



HQ Location
London



Year Founded
2013



Employees (Listed
On LinkedIn)
149



Company Website
www.scoro.com



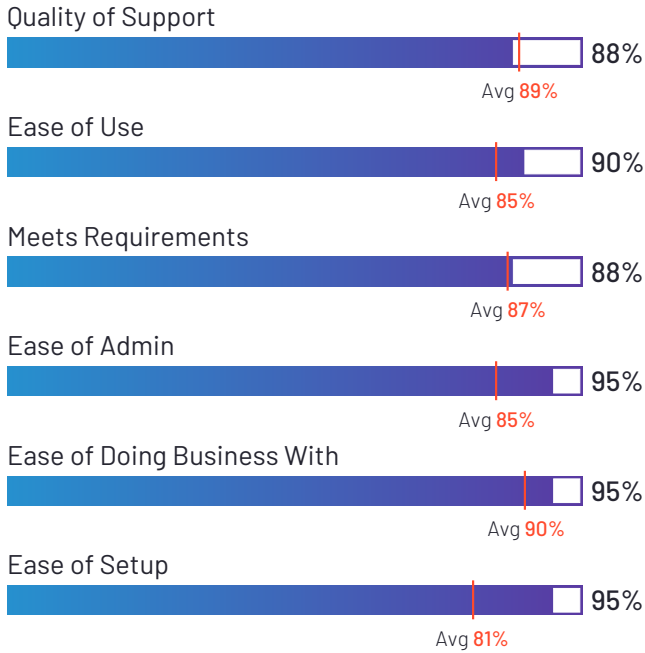
Bonsai

4.3 ★★★★★ (101)

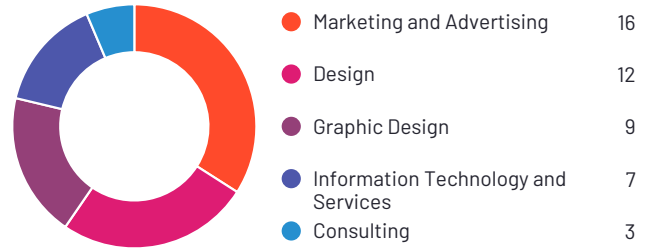


Bonsai has been named a Leader based on receiving a high customer Satisfaction score and having a large Market Presence. 88% of users rated it 4 or 5 stars, 92% of users believe it is headed in the right direction, and users said they would be likely to recommend Bonsai at a rate of 85%. Bonsai is also in the Freelance Tax, Project Collaboration, Work Management, Kanban Project Management, Resource Management, Workflow Management, Project Cost Management, Online Form Builder, Invoice Management, Task Management, Online Appointment Scheduling, Time Tracking, Expense Management, Billing, Accounting, Proposal, Training eLearning, Contract Management, Project and Portfolio Management, and Project Management categories.

Satisfaction Ratings



Top Industries Represented



Ownership
Bonsai (YC W16)



HQ Location
San Francisco, California



Year Founded
2015



Employees (Listed On LinkedIn)
56



Company Website
hellobonsai.com



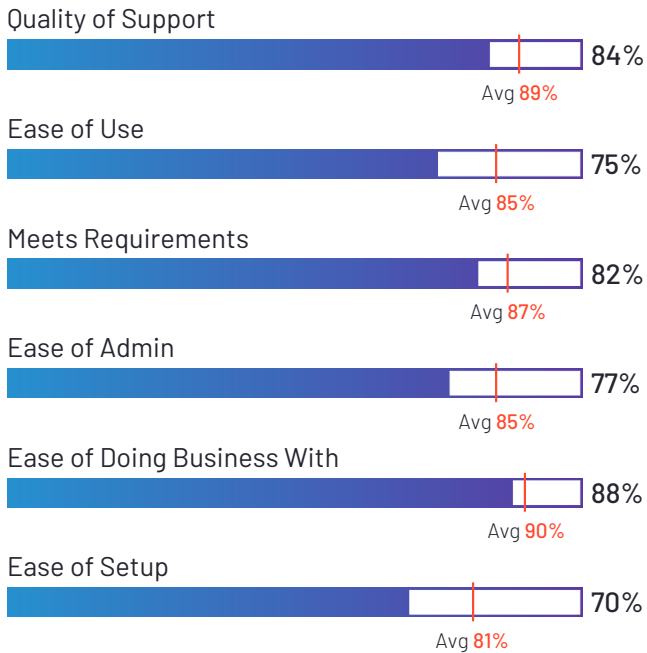
Workamajig

3.8 ★★★★★ (281)

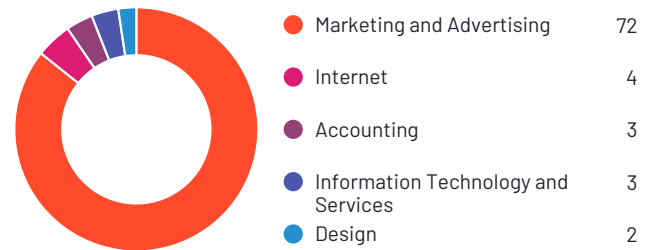


Workamajig has been named a Leader based on receiving a high customer Satisfaction score and having a large Market Presence. 84% of users rated it 4 or 5 stars, 84% of users believe it is headed in the right direction, and users said they would be likely to recommend Workamajig Platinum at a rate of 80%. Workamajig Platinum is also in the Project Management category.

Satisfaction Ratings



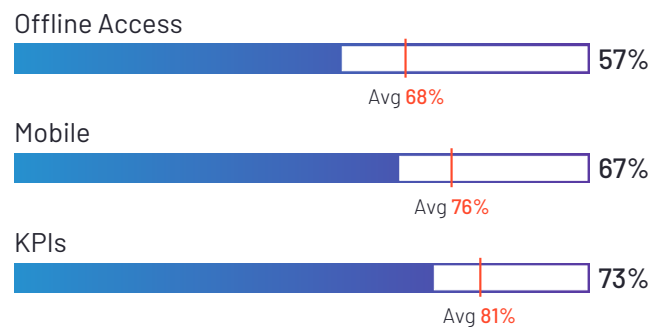
Top Industries Represented



Highest-Rated Features



Lowest-Rated Features



Ownership
Workamajig



HQ Location
Anthem, AZ



Year Founded
2008



Employees (Listed On LinkedIn)
39



Company Website
workamajig.com



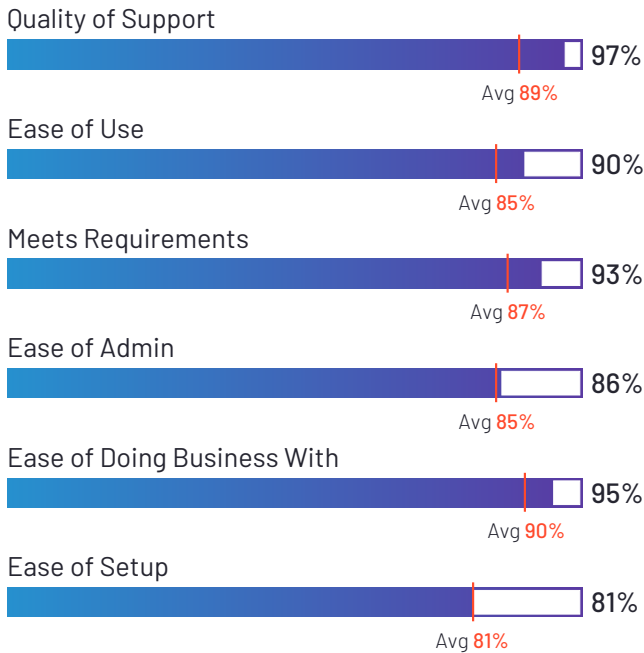
HaloPSA

4.8 ★★★★★ (27)




HaloPSA has been named a High Performer product based on having high customer Satisfaction scores and a low Market Presence compared to the rest of the category. 100% of users rated it 4 or 5 stars, 100% of users believe it is headed in the right direction, and users said they would be likely to recommend HaloPSA at a rate of 96%.

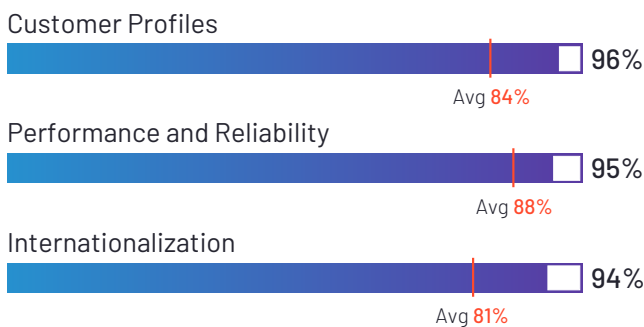
Satisfaction Ratings



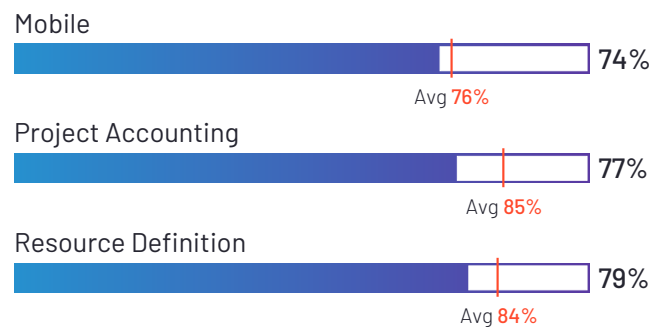
Top Industries Represented



Highest-Rated Features



Lowest-Rated Features



Ownership
Halo Service Solutions



HQ Location
Stowmarket, England



Year Founded
1994



Employees (Listed On LinkedIn)
172



Company Website
haloservicesolutions.com



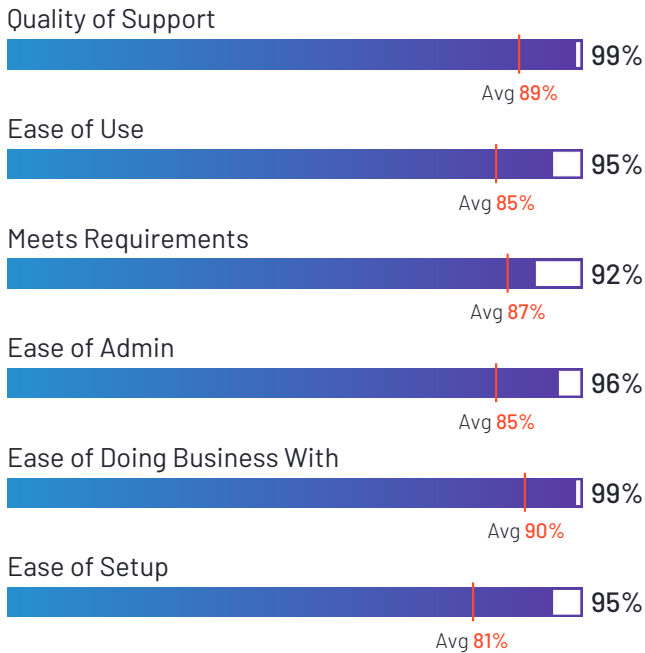
Ruddr

4.6 ★★★★★ (303)




Ruddr has been named a High Performer product based on having high customer Satisfaction scores and a low Market Presence compared to the rest of the category. 100% of users rated it 4 or 5 stars, 95% of users believe it is headed in the right direction, and users said they would be likely to recommend Ruddr at a rate of 95%. Ruddr is also in the Resource Management, Project Cost Management, and Time Tracking categories.

Satisfaction Ratings



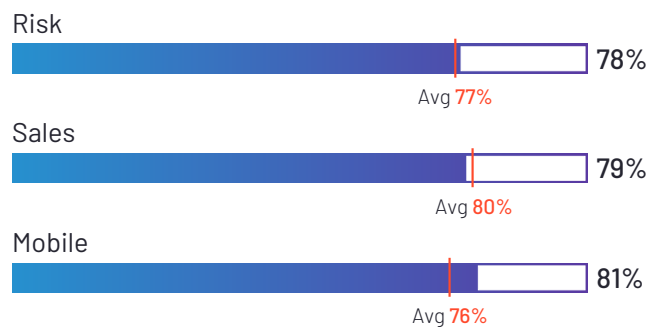
Top Industries Represented



Highest-Rated Features



Lowest-Rated Features



Ownership
Ruddr



HQ Location
Atlanta, Georgia,
United States



Year Founded
2018



Employees (Listed On LinkedIn)
17



Company Website
www.ruddr.com



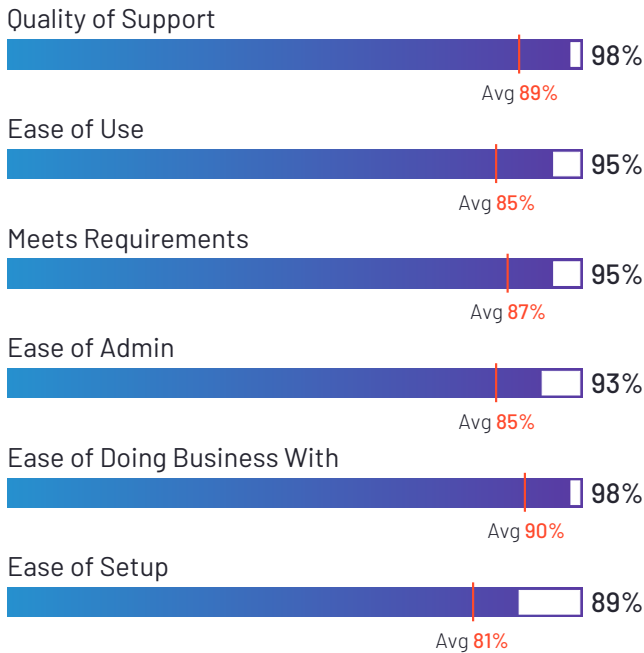
Screendragon

4.7 ★★★★★ (102)



Screendragon has been named a High Performer product based on having high customer Satisfaction scores and a low Market Presence compared to the rest of the category. 100% of users rated it 4 or 5 stars, 100% of users believe it is headed in the right direction, and users said they would be likely to recommend Screendragon at a rate of 96%. Screendragon is also in the Digital Asset Management, Marketing Resource Management, Resource Management, Work Management, and Markup Software categories.

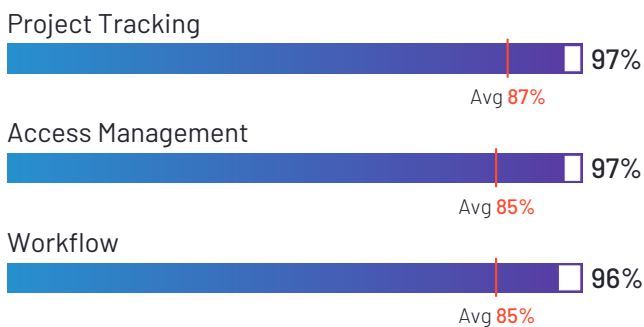
Satisfaction Ratings



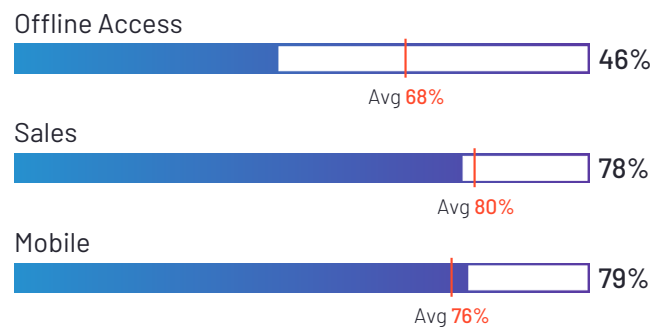
Top Industries Represented



Highest-Rated Features



Lowest-Rated Features



Ownership
Screendragon



HQ Location
London, England



Year Founded
2001



Employees (Listed On LinkedIn)
71



Company Website
screendragon.com



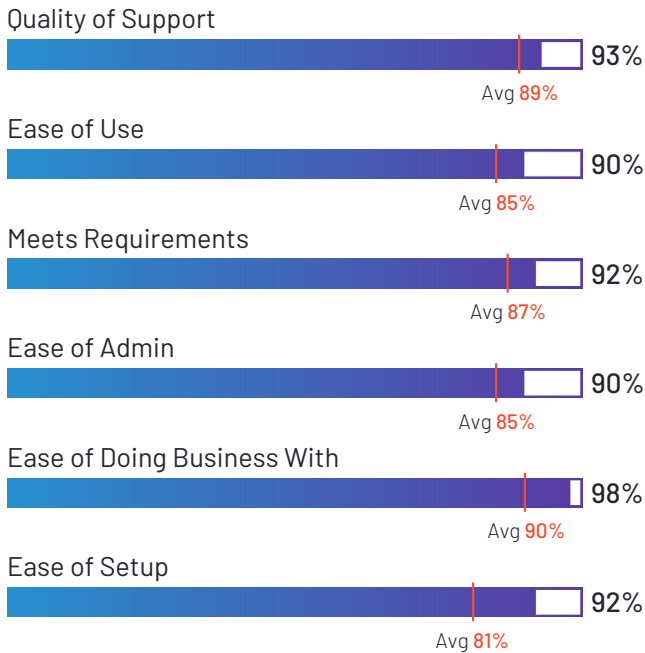
Allfred

4.7 ★★★★★ (52)



Allfred has been named a High Performer product based on having high customer Satisfaction scores and a low Market Presence compared to the rest of the category. 100% of users rated it 4 or 5 stars, 95% of users believe it is headed in the right direction, and users said they would be likely to recommend Allfred at a rate of 95%. Allfred is also in the Resource Management, Workflow Management, Project Cost Management, Budgeting and Forecasting, Invoice Management, Task Management, Project Management, Project Collaboration, and Time Tracking categories.

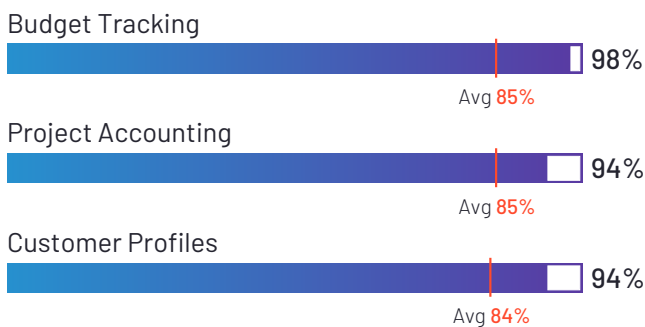
Satisfaction Ratings



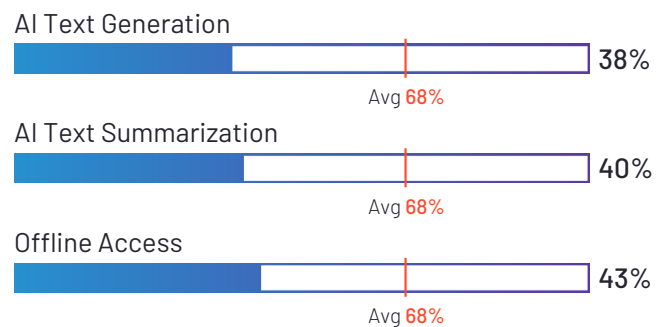
Top Industries Represented



Highest-Rated Features



Lowest-Rated Features



Ownership
Allfred



HQ Location
Bratislava, Slovakia



Year Founded
2020



Employees (Listed On LinkedIn)
10



Company Website
allfred.io



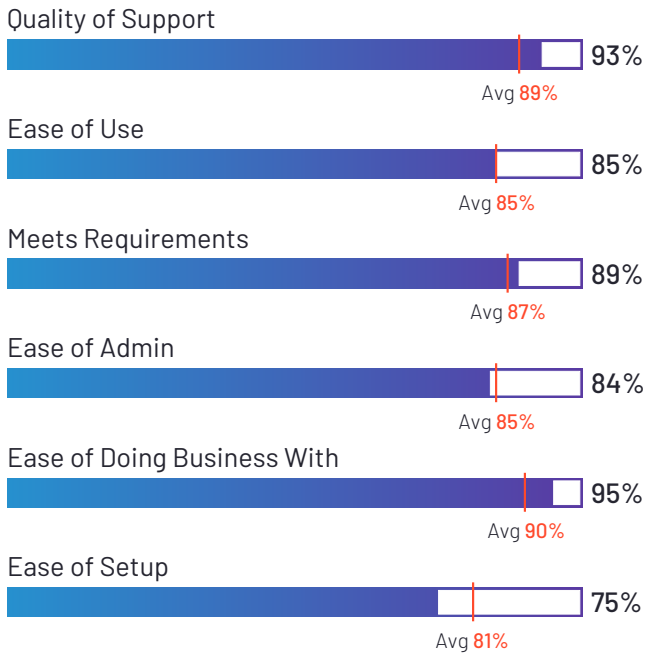
Cloud Coach

4.5 ★★★★★ (159)



Cloud Coach has been named a High Performer product based on having high customer Satisfaction scores and a low Market Presence compared to the rest of the category. 98% of users rated it 4 or 5 stars, 92% of users believe it is headed in the right direction, and users said they would be likely to recommend Cloud Coach at a rate of 92%. Cloud Coach is also in the Client Onboarding, Project and Portfolio Management, Project Management, and Customer Success categories.

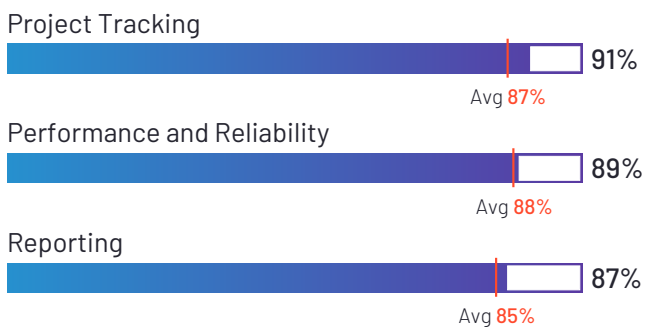
Satisfaction Ratings



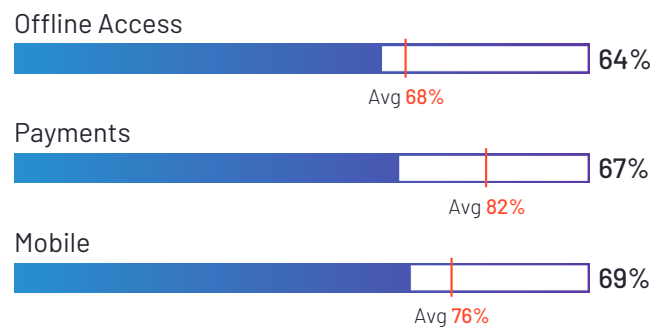
Top Industries Represented



Highest-Rated Features



Lowest-Rated Features



Ownership
Cloud Coach



HQ Location
Fort Collins, Colorado



Year Founded
2005



Employees (Listed On LinkedIn)
52



Company Website
cloudcoach.com



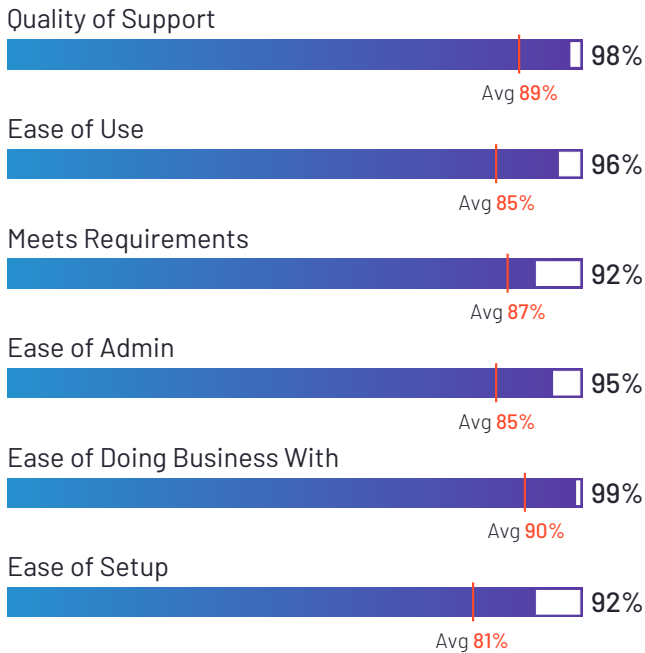
Projectworks

4.5 ★★★★★ (86)

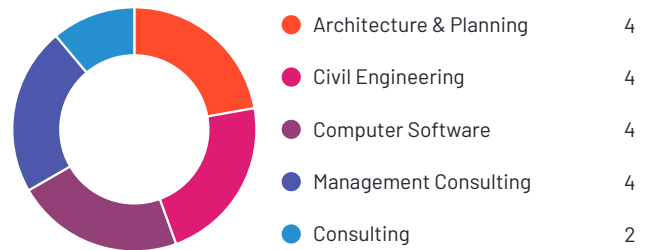


Projectworks has been named a High Performer product based on having high customer Satisfaction scores and a low Market Presence compared to the rest of the category. 100% of users rated it 4 or 5 stars, 100% of users believe it is headed in the right direction, and users said they would be likely to recommend Projectworks at a rate of 94%. Projectworks is also in the Work Management, Resource Management, Project Cost Management, Time Tracking, Workforce Management, and Project Management categories.

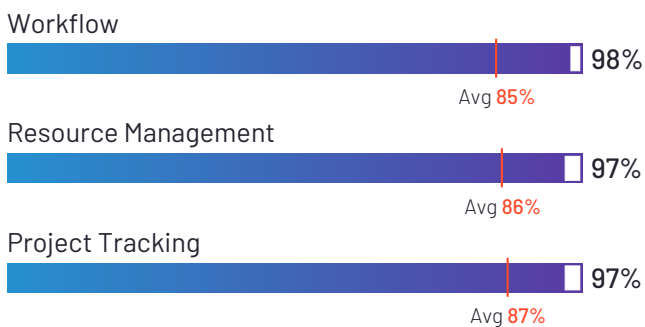
Satisfaction Ratings



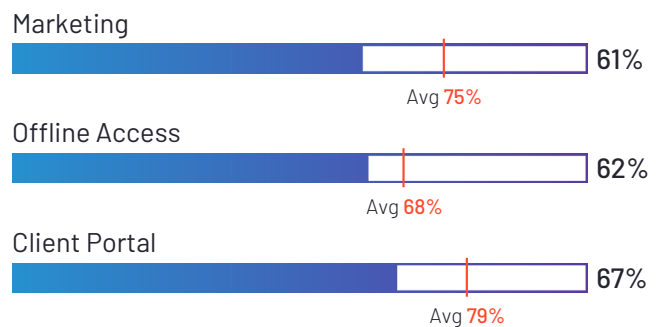
Top Industries Represented



Highest-Rated Features



Lowest-Rated Features



Ownership
Projectworks



HQ Location
Wellington, NZ



Year Founded
2019



Employees (Listed On LinkedIn)
58



Company Website
projectworks.com



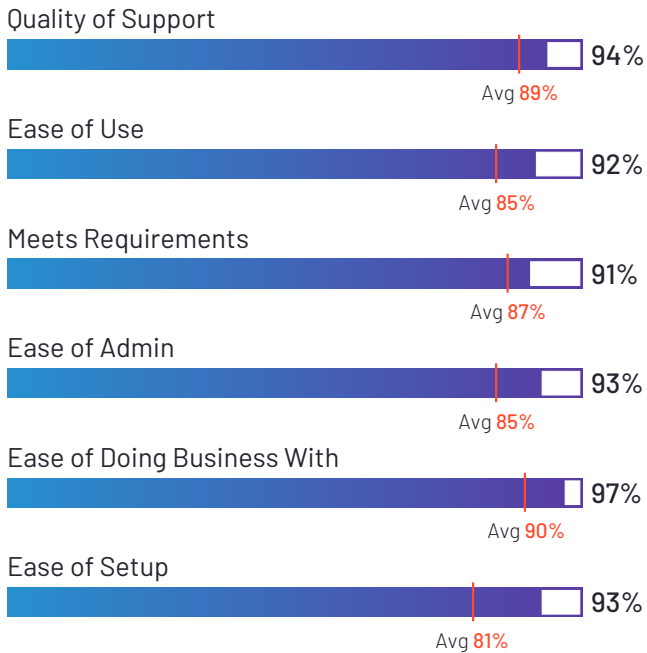
Avaza

4.5 ★★★★★ (346)

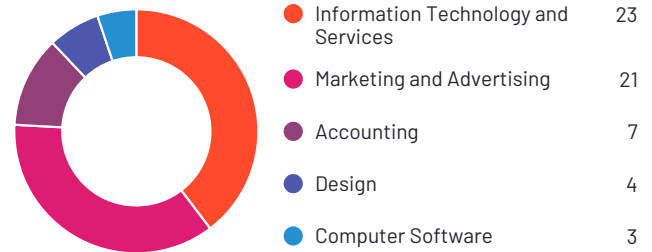


Avaza has been named a High Performer product based on having high customer Satisfaction scores and a low Market Presence compared to the rest of the category. 100% of users rated it 4 or 5 stars, 97% of users believe it is headed in the right direction, and users said they would be likely to recommend Avaza at a rate of 93%. Avaza is also in the Project Cost Management, Billing, Project Management, Time Tracking, and Employee Scheduling categories.

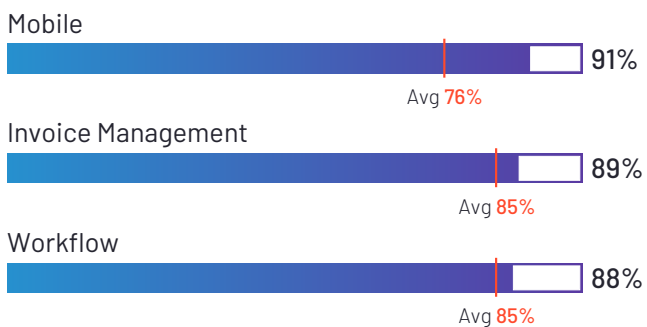
Satisfaction Ratings



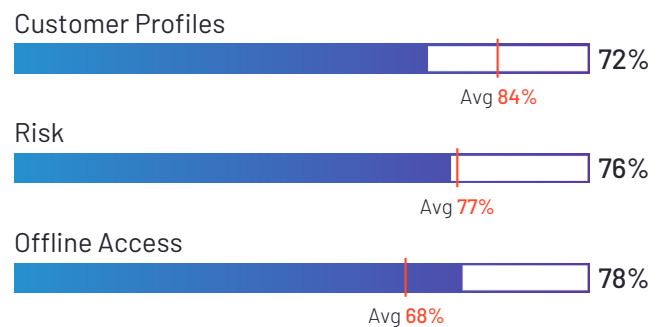
Top Industries Represented



Highest-Rated Features



Lowest-Rated Features



Ownership
Avaza Software



HQ Location
Neutral Bay



Year Founded
2014



Employees (Listed
On LinkedIn)
20



Company Website
www.avaza.com



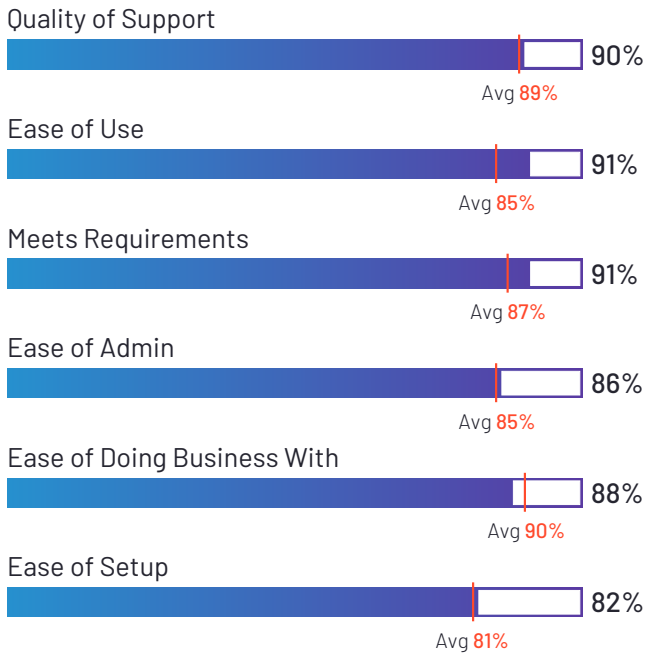
CMap

4.5 ★★★★★ (94)

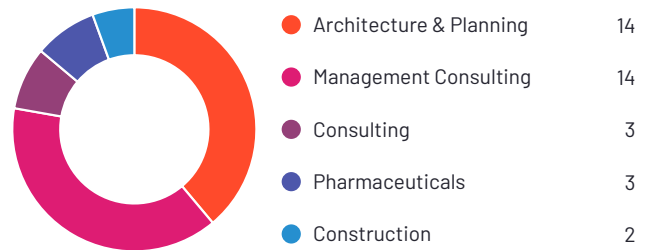


CMap has been named a High Performer product based on having high customer Satisfaction scores and a low Market Presence compared to the rest of the category. 100% of users rated it 4 or 5 stars, 83% of users believe it is headed in the right direction, and users said they would be likely to recommend CMap at a rate of 91%. CMap is also in the Project-Based ERP category.


Satisfaction Ratings



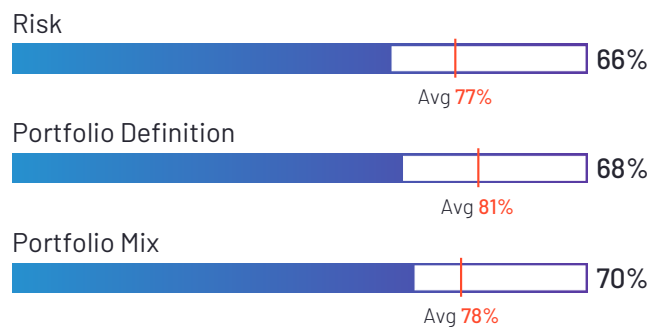
Top Industries Represented



Highest-Rated Features



Lowest-Rated Features



Ownership
CMap Software Ltd



HQ Location
Alderley Edge, GB



Year Founded
2000



Employees (Listed On LinkedIn)
184



Company Website
cmap-software.com



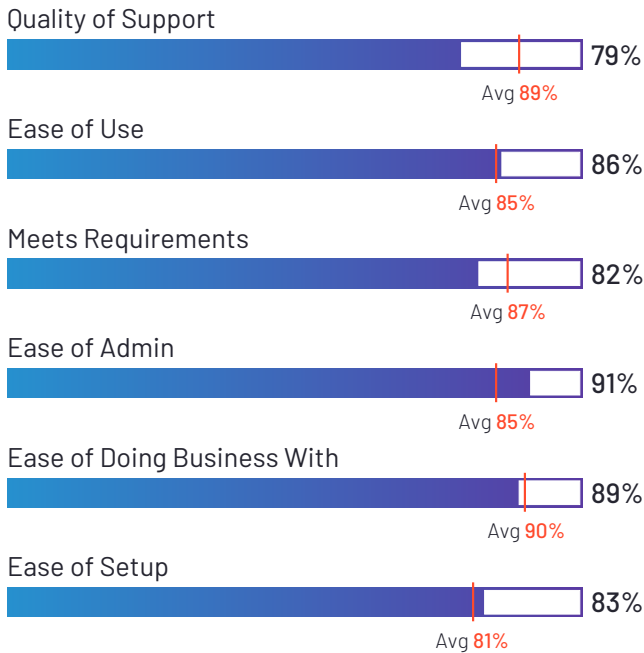
COR

4.4 ★★★★★ (102)

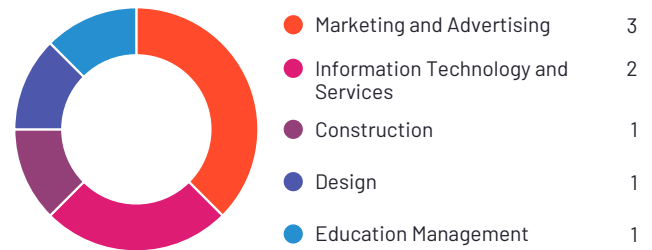


COR has been named a High Performer product based on having high customer Satisfaction scores and a low Market Presence compared to the rest of the category. 90% of users rated it 4 or 5 stars, 63% of users believe it is headed in the right direction, and users said they would be likely to recommend COR at a rate of 85%. COR is also in the Project Cost Management, Project Management, and Time Tracking categories.

Satisfaction Ratings



Top Industries Represented



Ownership
COR



HQ Location
San Francisco, California



Year Founded
2017



Employees (Listed On LinkedIn)
205



Company Website
projectcor.com



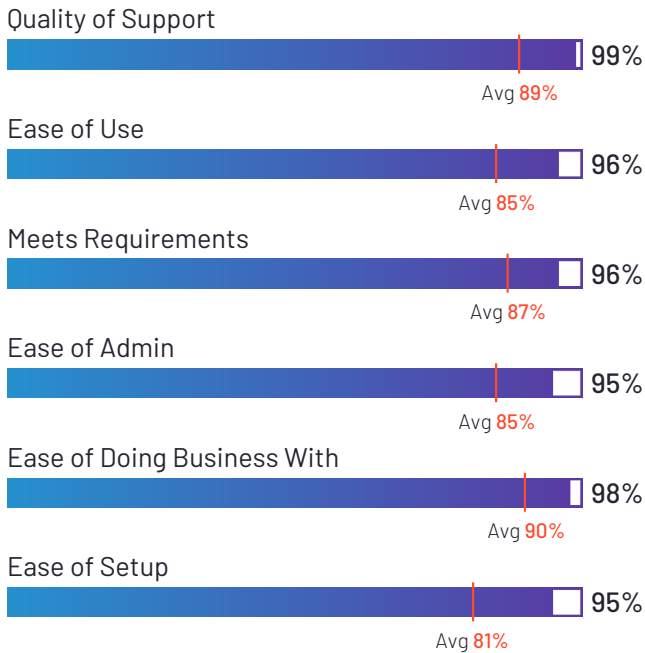
Naverisk RMM & PSA

4.7 ★★★★★ (69)



Naverisk RMM & PSA has been named a High Performer product based on having high customer Satisfaction scores and a low Market Presence compared to the rest of the category. 93% of users rated it 4 or 5 stars, 90% of users believe it is headed in the right direction, and users said they would be likely to recommend Naverisk RMM & PSA at a rate of 93%. Naverisk RMM & PSA is also in the Remote Monitoring & Management (RMM) category.

Satisfaction Ratings



Top Industries Represented



Ownership
Naverisk



HQ Location
Auckland CBD,
Auckland



Year Founded
2010



Employees (Listed On LinkedIn)
25



Company Website
naverisk.com



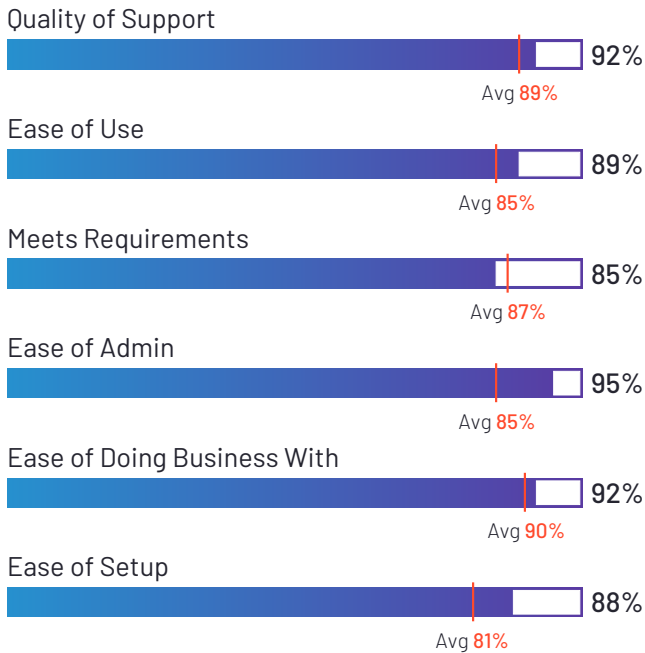
Forecast

4.2 ★★★★★ (130)

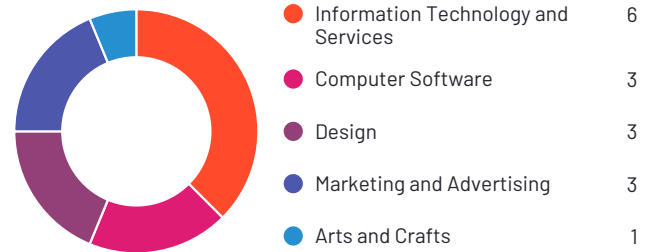


Forecast has been named a High Performer product based on having high customer Satisfaction scores and a low Market Presence compared to the rest of the category. 96% of users rated it 4 or 5 stars, 86% of users believe it is headed in the right direction, and users said they would be likely to recommend Forecast at a rate of 87%. Forecast is also in the Project Management, Work Management, and Resource Management categories.

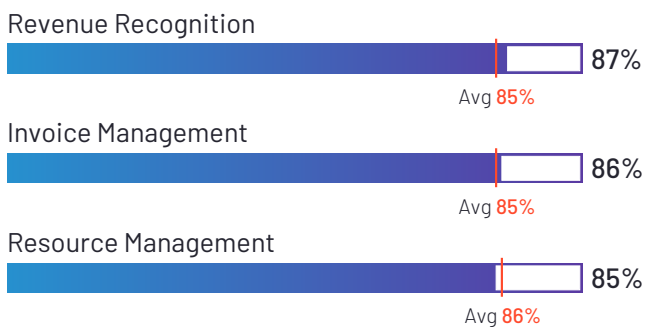
Satisfaction Ratings



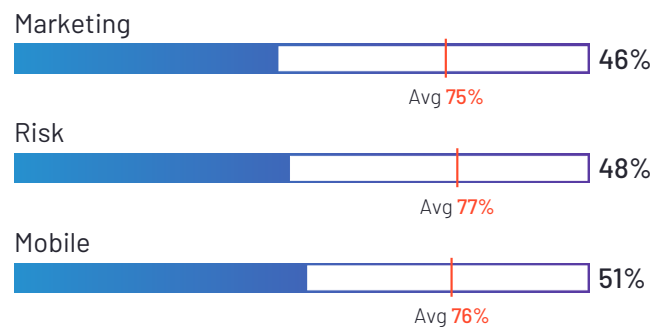
Top Industries Represented



Highest-Rated Features



Lowest-Rated Features



Ownership
Forecast



HQ Location
Copenhagen, Capital Region



Year Founded
2016



Employees (Listed On LinkedIn)
60



Company Website
forecast.app



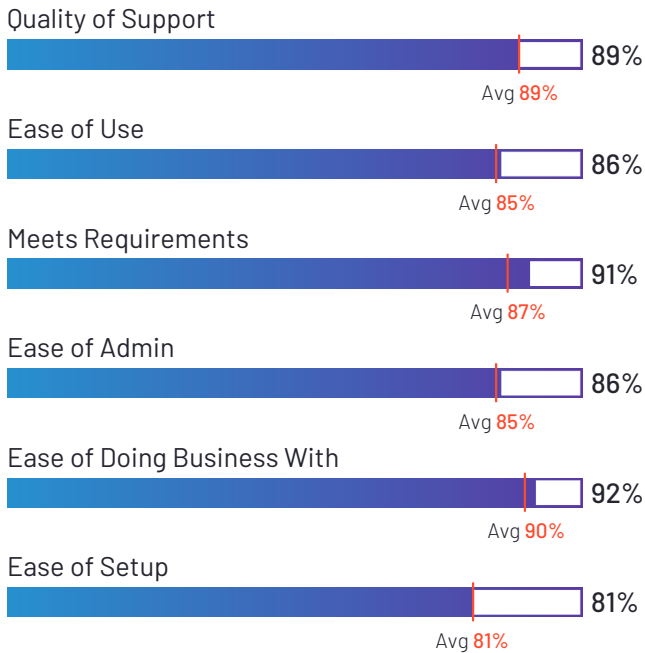
Klient PSA

4.5 ★★★★★ (71)



Klient PSA has been named a High Performer product based on having high customer Satisfaction scores and a low Market Presence compared to the rest of the category. 96% of users rated it 4 or 5 stars, 95% of users believe it is headed in the right direction, and users said they would be likely to recommend Klient PSA at a rate of 90%. Klient PSA is also in the Resource Management category.

Satisfaction Ratings



Top Industries Represented



Ownership
Klient Software



HQ Location
Laval, Québec,
Canada



Year Founded
2014



Employees (Listed On LinkedIn)
26



Company Website
klient.com



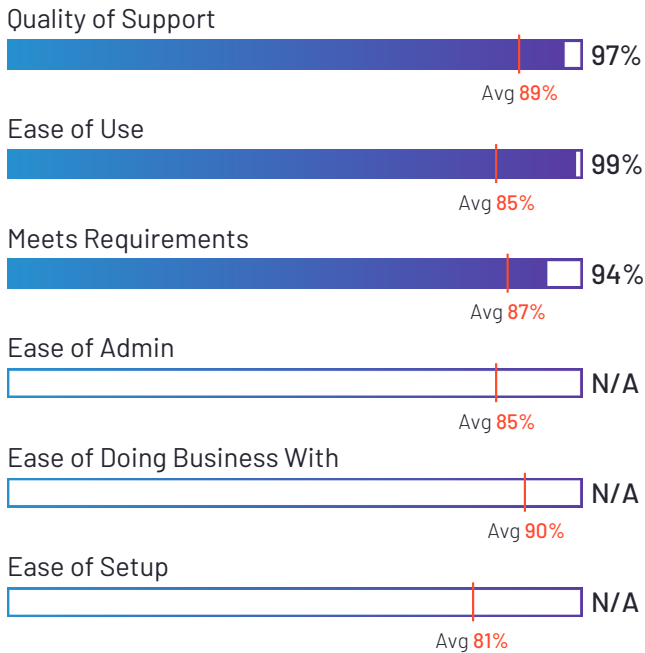
Juntrax

4.4 ★★★★★ (31)




Juntrax has been named a High Performer product based on having high customer Satisfaction scores and a low Market Presence compared to the rest of the category. 100% of users rated it 4 or 5 stars, 100% of users believe it is headed in the right direction, and users said they would be likely to recommend Juntrax at a rate of 95%. Juntrax is also in the Time Tracking, Core HR, Payroll, Billing, Accounts Payable (AP) and Spend Analysis, Accounts Receivable, and Project Management Tools categories.

Satisfaction Ratings



Top Industries Represented



*N/A is displayed when fewer than five responses were received for the question.

<p>Ownership Juntrax Solutions</p>	<p>HQ Location Bengaluru, Karnataka</p>	<p>Year Founded 2016</p>	<p>Employees (Listed On LinkedIn) 14</p>	<p>Company Website juntrax.com</p>
---	--	-------------------------------------	---	--



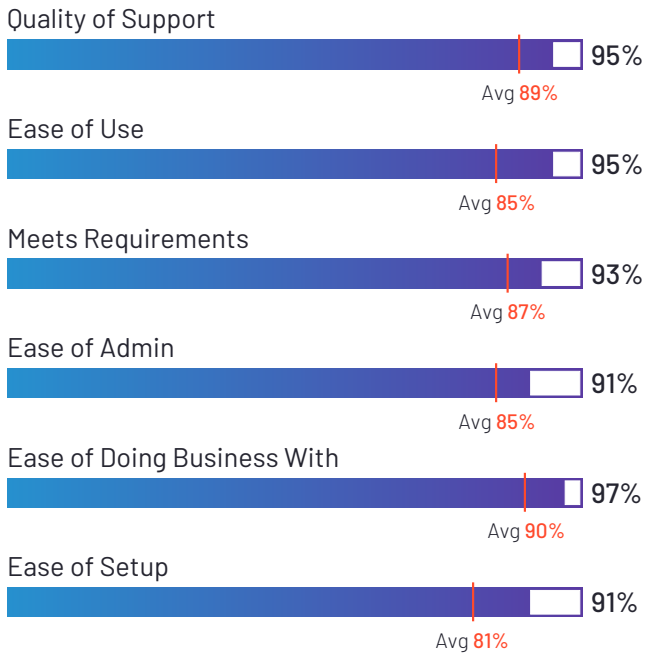
VOGSY

4.6 ★★★★★ (31)

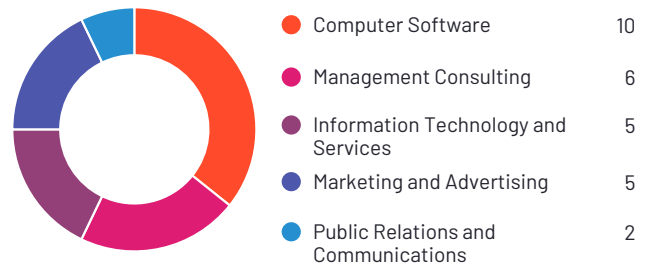


VOGSY has been named a High Performer product based on having high customer Satisfaction scores and a low Market Presence compared to the rest of the category. 97% of users rated it 4 or 5 stars, 96% of users believe it is headed in the right direction, and users said they would be likely to recommend VOGSY at a rate of 92%. VOGSY is also in the Project-Based ERP category.

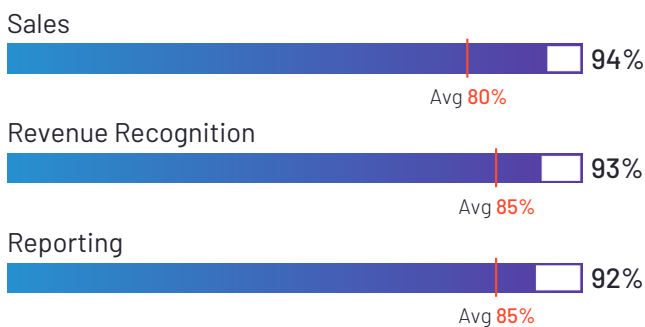
Satisfaction Ratings



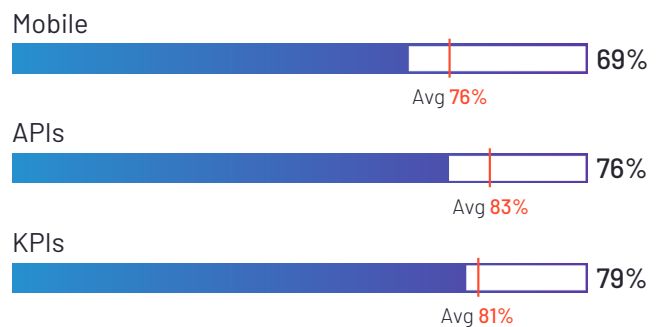
Top Industries Represented



Highest-Rated Features



Lowest-Rated Features



Ownership
VOGSY



HQ Location
Boston, MA



Year Founded
2015



Employees (Listed
On LinkedIn)
11



Company Website
vogsy.global

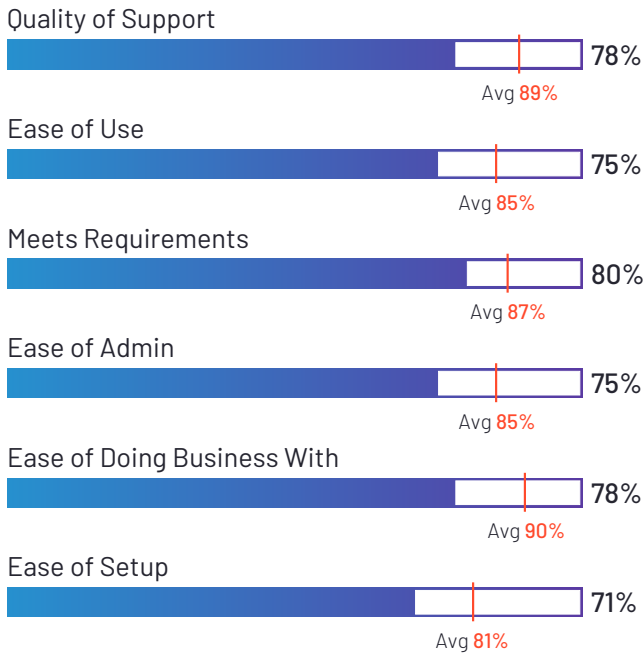


SuiteProjects Pro

3.7 ★★★★★ (229)

SuiteProjects Pro has been named a Contender product based on having a relatively low customer Satisfaction score and large Market Presence compared to the rest of the category. While they may have positive reviews, they do not have enough reviews to validate those ratings. 75% of users rated it 4 or 5 stars, 68% of users believe it is headed in the right direction, and users said they would be likely to recommend SuiteProjects Pro at a rate of 74%.

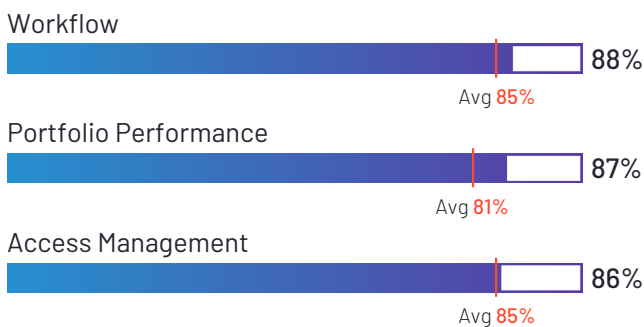
Satisfaction Ratings



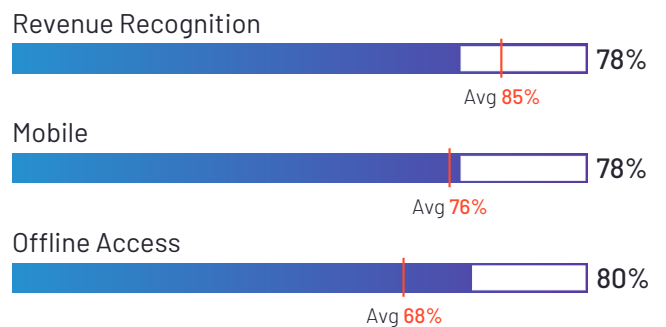
Top Industries Represented



Highest-Rated Features



Lowest-Rated Features



Ownership
Oracle



HQ Location
Austin, TX



Year Founded
1977



Employees (Listed
On LinkedIn)
199,405



Company Website
www.oracle.com

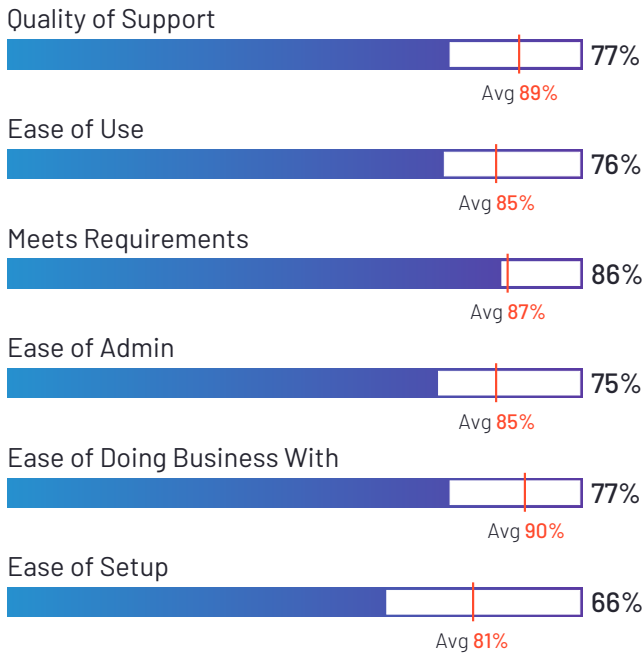


ConnectWise PSA


3.9 ★★★★★ (496)

ConnectWise PSA has been named a Contender product based on having a relatively low customer Satisfaction score and large Market Presence compared to the rest of the category. While they may have positive reviews, they do not have enough reviews to validate those ratings. 79% of users rated it 4 or 5 stars, 74% of users believe it is headed in the right direction, and users said they would be likely to recommend ConnectWise PSA at a rate of 77%. ConnectWise PSA is also in the CRM and Marketing Automation categories.

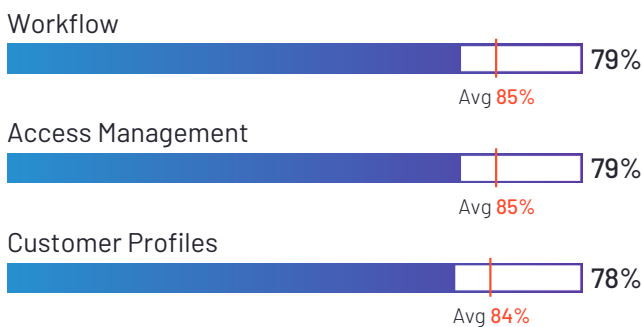
Satisfaction Ratings



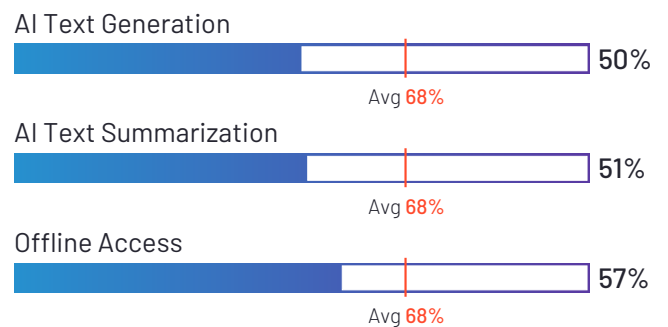
Top Industries Represented



Highest-Rated Features



Lowest-Rated Features



 Ownership ConnectWise	 HQ Location Tampa, FL	 Year Founded 1982	 Employees (Listed On LinkedIn) 3,049	 Company Website connectwise.com
-------------------------------------	-------------------------------------	---------------------------------	--	---

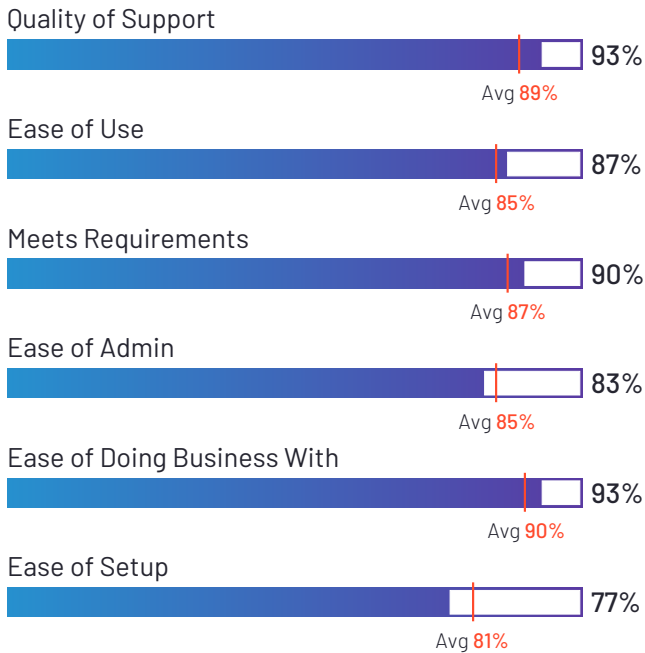


Accele

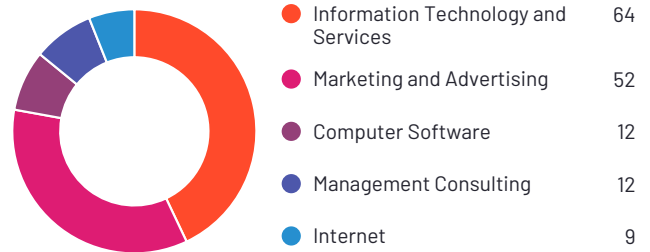
4.4 ★★★★★ (518)

Accele has been named a Contender product based on having a relatively low customer Satisfaction score and large Market Presence compared to the rest of the category. While they may have positive reviews, they do not have enough reviews to validate those ratings. 96% of users rated it 4 or 5 stars, 93% of users believe it is headed in the right direction, and users said they would be likely to recommend Accele at a rate of 90%. Accele is also in the Sales Platforms, Project Collaboration, Work Management, Client Portal, Resource Management, Project and Portfolio Management, Task Management, Sales Analytics, CRM, Billing, CPQ, Project Management, Contract Management, and Time Tracking categories.


Satisfaction Ratings



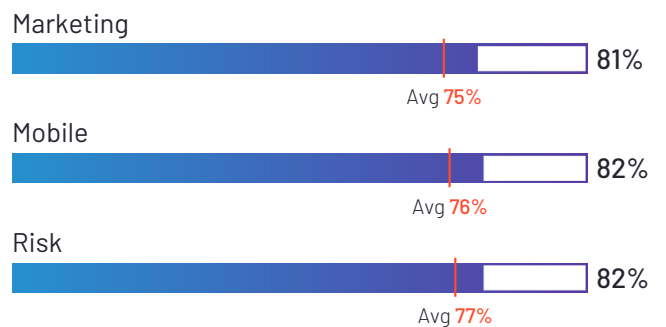
Top Industries Represented



Highest-Rated Features



Lowest-Rated Features



Ownership
Accele



HQ Location
Denver, Colorado



Year Founded
2011



Employees (Listed On LinkedIn)
100



Company Website
www.accele.com

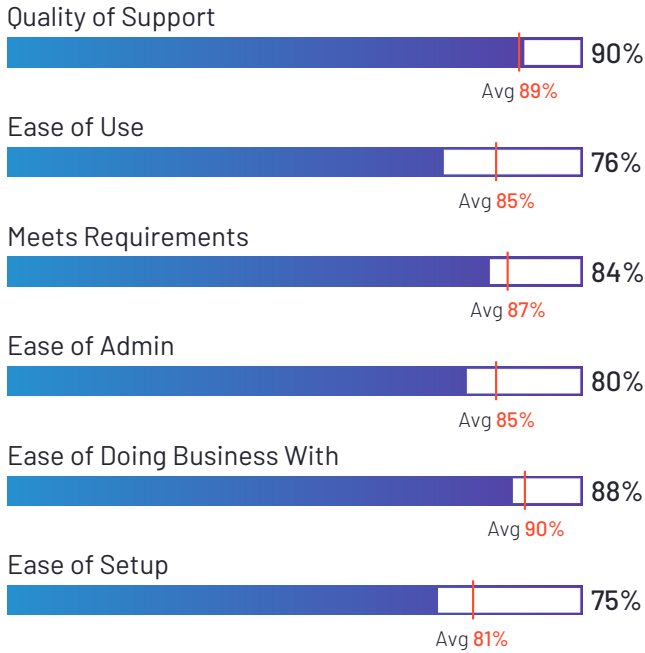


Upland PSA

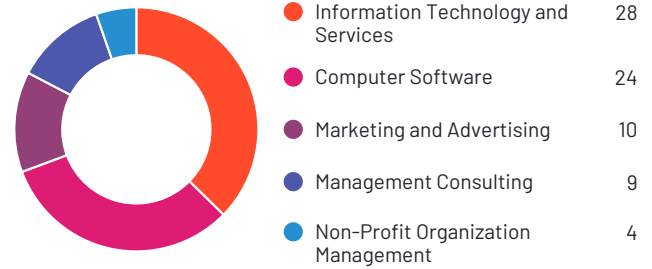
4.0 ★★★★★ (121)

Upland PSA has been named a Contender product based on having a relatively low customer Satisfaction score and large Market Presence compared to the rest of the category. While they may have positive reviews, they do not have enough reviews to validate those ratings. 82% of users rated it 4 or 5 stars, 77% of users believe it is headed in the right direction, and users said they would be likely to recommend Upland PSA at a rate of 79%.

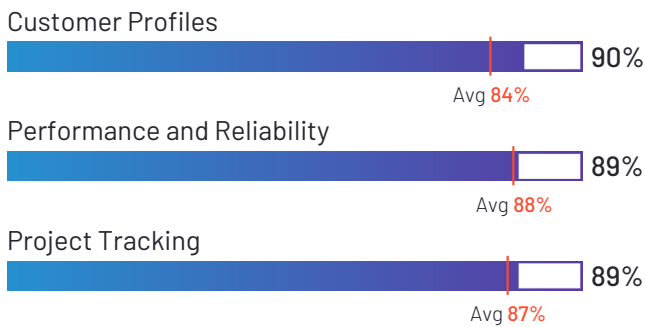
Satisfaction Ratings



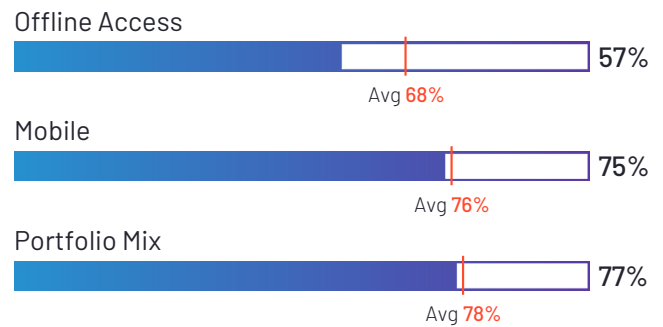
Top Industries Represented



Highest-Rated Features



Lowest-Rated Features



 Ownership Upland Software	 HQ Location Austin, TX	 Year Founded 2010	 Employees (Listed On LinkedIn) 1,025	 Company Website uplandsoftware.com
---	--------------------------------------	---------------------------------	--	--

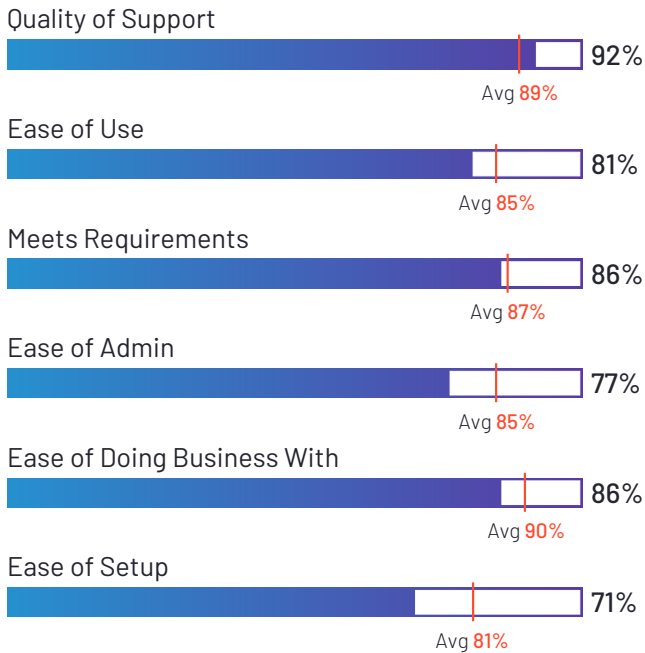


BQE CORE

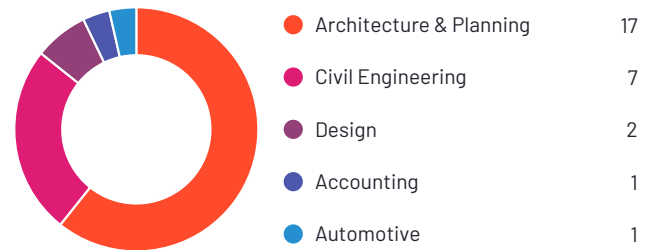
4.3 ★★★★★ (443)

BQE CORE has been named a Contender product based on having a relatively low customer Satisfaction score and large Market Presence compared to the rest of the category. While they may have positive reviews, they do not have enough reviews to validate those ratings. 91% of users rated it 4 or 5 stars, 90% of users believe it is headed in the right direction, and users said they would be likely to recommend BQE CORE at a rate of 87%. BQE CORE is also in the Work Management, Time Tracking, Expense Management, Billing, Accounting, and Project Management categories.


Satisfaction Ratings



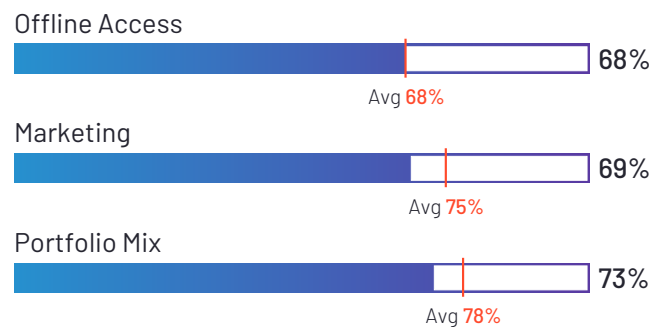
Top Industries Represented



Highest-Rated Features



Lowest-Rated Features



Ownership
BQE Software, Inc.



HQ Location
Torrance, CA



Year Founded
1995



Employees (Listed On LinkedIn)
325



Company Website
www.bqe.com

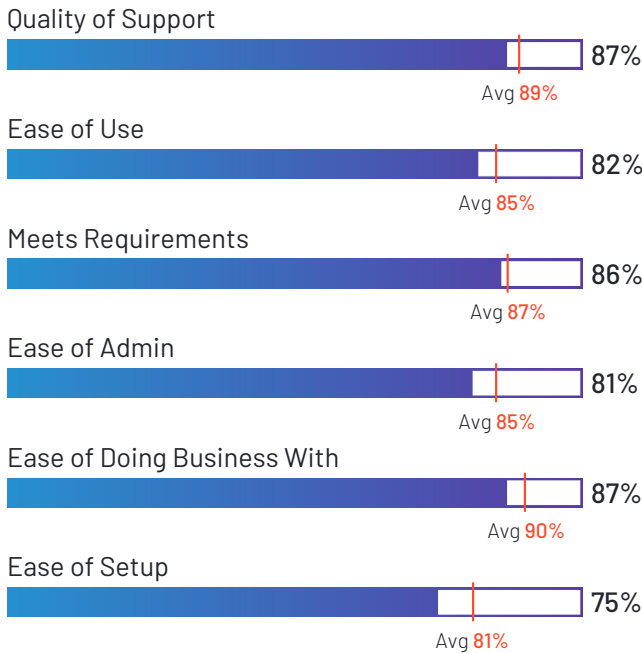


Planview AdaptiveWork

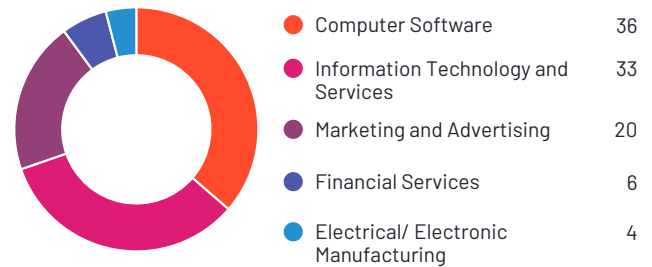
4.1 ★★★★★ (530)

Planview AdaptiveWork has been named a Contender product based on having a relatively low customer Satisfaction score and large Market Presence compared to the rest of the category. While they may have positive reviews, they do not have enough reviews to validate those ratings. 88% of users rated it 4 or 5 stars, 85% of users believe it is headed in the right direction, and users said they would be likely to recommend Planview AdaptiveWork at a rate of 84%. Planview AdaptiveWork is also in the Project and Portfolio Management, Project Management, and Work Management categories.


Satisfaction Ratings



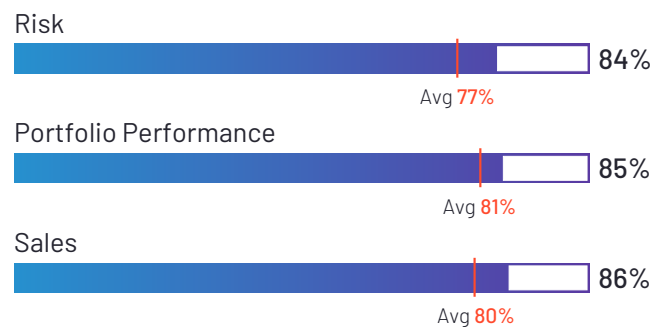
Top Industries Represented



Highest-Rated Features



Lowest-Rated Features



Ownership
Planview



HQ Location
Austin, TX



Year Founded
1989



Employees (Listed On LinkedIn)
1,626



Company Website
planview.com

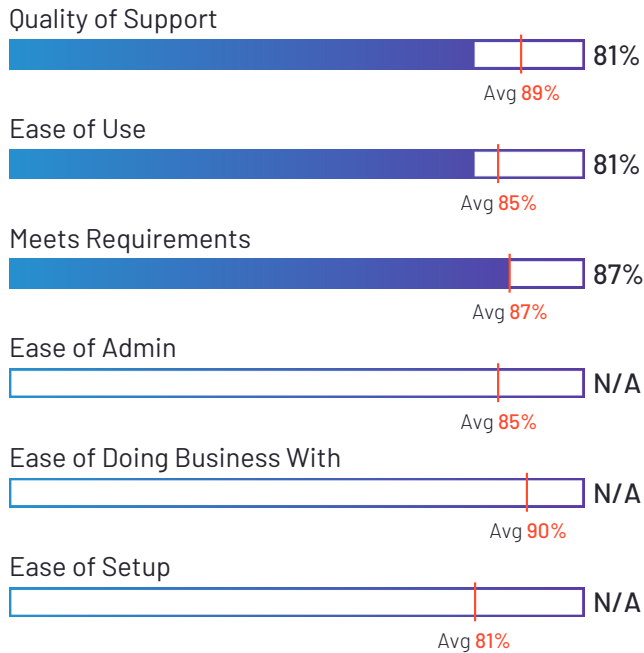


Dynamics 365 Project Operations

4.0 ★★★★★ (12)

Dynamics 365 Project Operations has been named a Contender product based on having a relatively low customer Satisfaction score and large Market Presence compared to the rest of the category. While they may have positive reviews, they do not have enough reviews to validate those ratings. 83% of users rated it 4 or 5 stars, 63% of users believe it is headed in the right direction, and users said they would be likely to recommend Microsoft Dynamics 365 Project Service Automation at a rate of 81%.

Satisfaction Ratings



Top Industries Represented



*N/A is displayed when fewer than five responses were received for the question.



Ownership
Microsoft



HQ Location
Redmond, Washington



Year Founded
1975



Employees (Listed On LinkedIn)
238,990



Company Website
microsoft.com

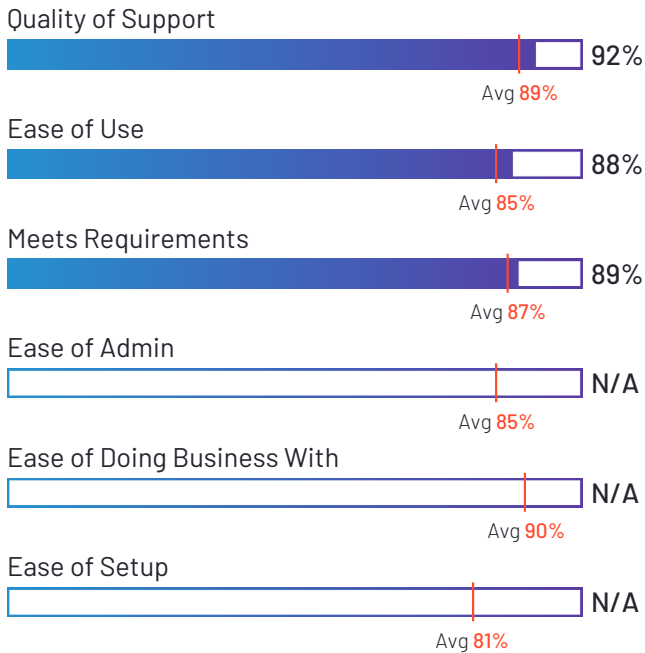


Workday Professional Services Automation

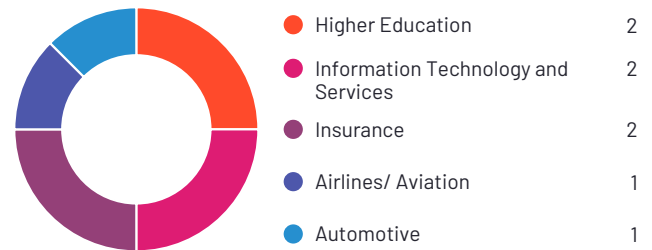
4.1 ★★★★★ (22)

Workday Professional Services Automation has been named a Contender product based on having a relatively low customer Satisfaction score and large Market Presence compared to the rest of the category. While they may have positive reviews, they do not have enough reviews to validate those ratings. 90% of users rated it 4 or 5 stars, 79% of users believe it is headed in the right direction, and users said they would be likely to recommend Workday PSA at a rate of 81%.

Satisfaction Ratings



Top Industries Represented



*N/A is displayed when fewer than five responses were received for the question.

<p>Ownership Workday</p>	<p>HQ Location Pleasanton, CA</p>	<p>Year Founded 2005</p>	<p>Employees (Listed On LinkedIn) 23,580</p>	<p>Company Website workday.com</p>
-------------------------------------	--	-------------------------------------	---	---

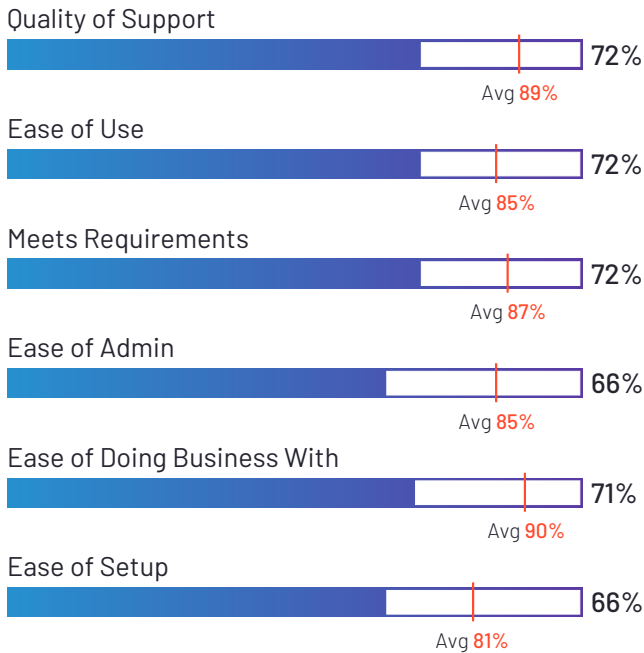


Unit4 PSA Suite


3.4 ★★★★★ (25)

Unit4 PSA Suite has been named a Contender product based on having a relatively low customer Satisfaction score and large Market Presence compared to the rest of the category. While they may have positive reviews, they do not have enough reviews to validate those ratings. 60% of users rated it 4 or 5 stars, 63% of users believe it is headed in the right direction, and users said they would be likely to recommend Unit4 PSA Suite at a rate of 68%.

Satisfaction Ratings



Top Industries Represented



Ownership
Unit4



HQ Location
Utrecht, Netherlands



Year Founded
1980



Employees (Listed On LinkedIn)
3,565



Company Website
www.unit4.com

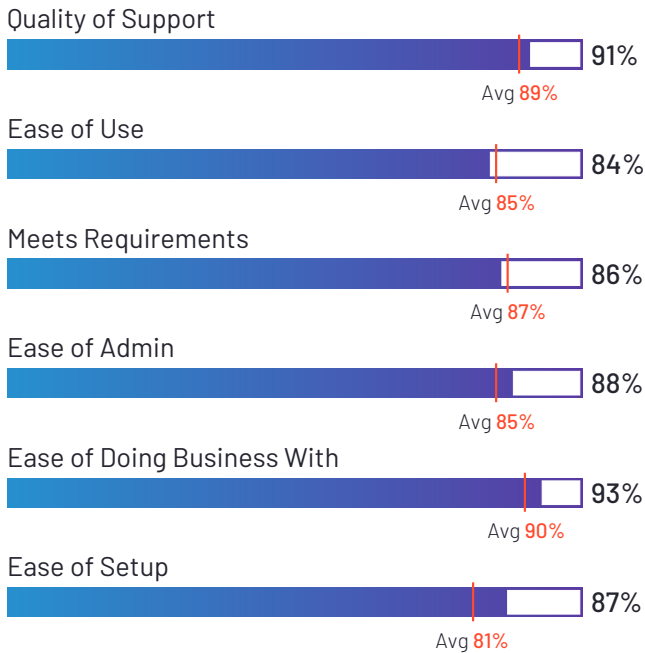
Resource Management by Smartsheet

Resource Management
by smartsheet

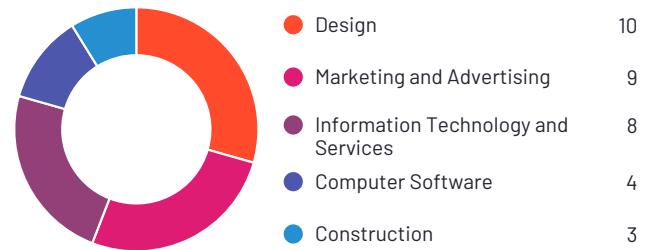
4.0 ★★★★★ (133)

Resource Management by Smartsheet has been named a Niche product based on having a relatively low Satisfaction score and low Market Presence compared to the rest of the category. While they may have positive reviews, they do not have enough reviews to validate those ratings. 87% of users rated it 4 or 5 stars, 83% of users believe it is headed in the right direction, and users said they would be likely to recommend Resource Management by Smartsheet at a rate of 82%. Resource Management by Smartsheet is also in the Project Management, Marketing Resource Management, and Resource Management categories.

Satisfaction Ratings



Top Industries Represented



Ownership
Smartsheet



HQ Location
Bellevue, WA



Year Founded
2005



Employees (Listed On LinkedIn)
4,195



Company Website
smartsheet.com

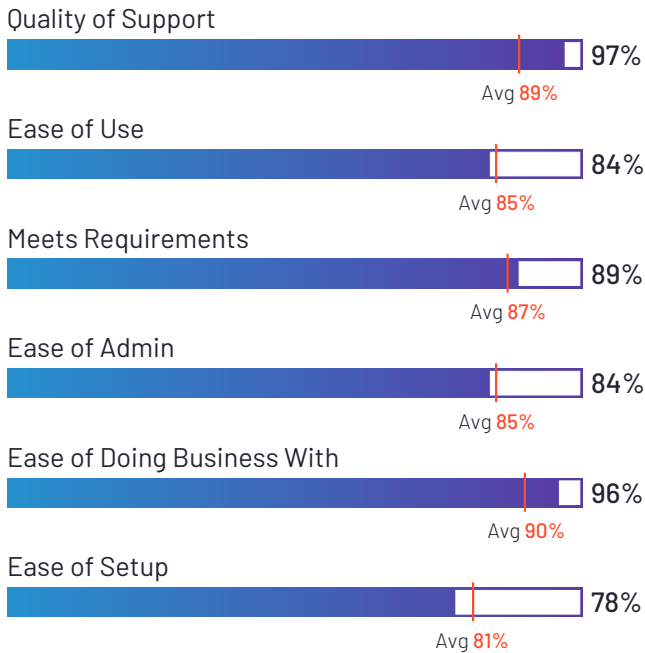


BigTime Projector

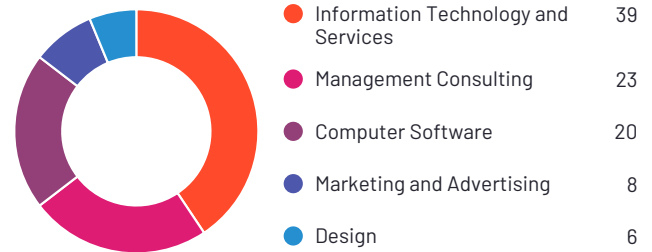
4.5 ★★★★★ (134)

BigTime Projector has been named a Niche product based on having a relatively low Satisfaction score and low Market Presence compared to the rest of the category. While they may have positive reviews, they do not have enough reviews to validate those ratings. 98% of users rated it 4 or 5 stars, 90% of users believe it is headed in the right direction, and users said they would be likely to recommend BigTime Projector at a rate of 91%.

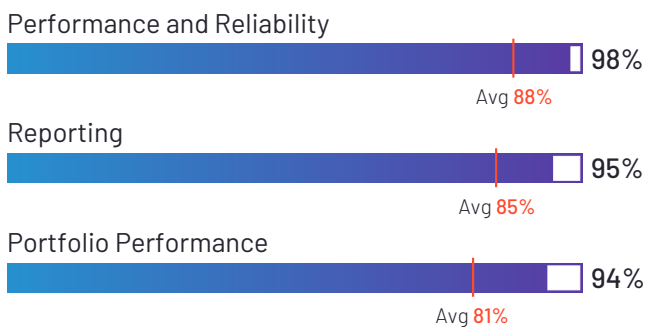
Satisfaction Ratings



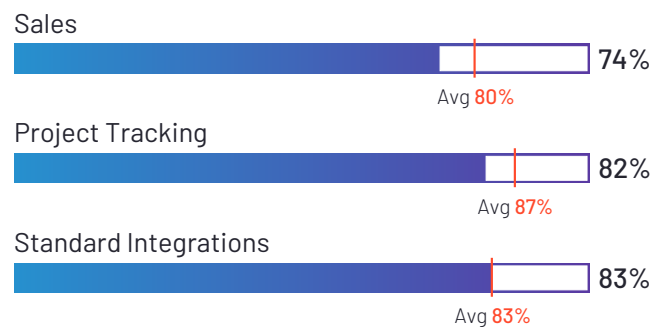
Top Industries Represented



Highest-Rated Features



Lowest-Rated Features



Ownership
BigTime



HQ Location
Chicago, IL



Year Founded
2002



Employees (Listed
On LinkedIn)
173



Company Website
bigtime.net

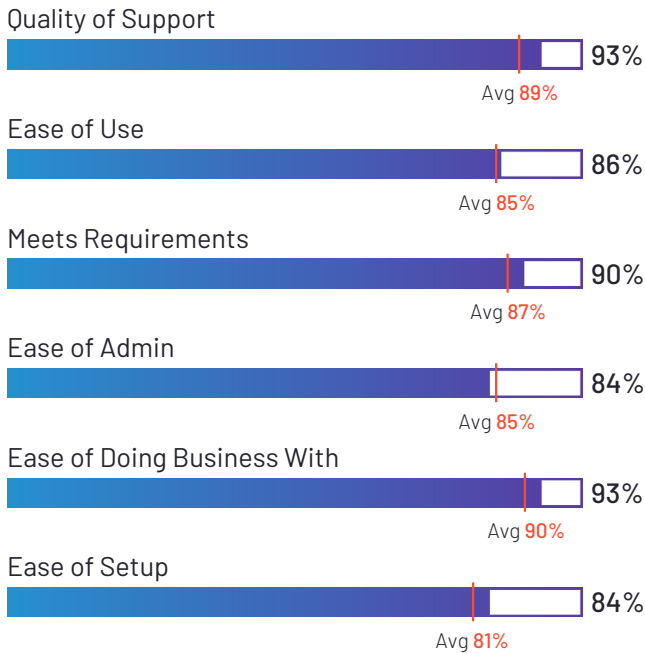


Mission Control

4.4 ★★★★★ (170)

Mission Control has been named a Niche product based on having a relatively low Satisfaction score and low Market Presence compared to the rest of the category. While they may have positive reviews, they do not have enough reviews to validate those ratings. 96% of users rated it 4 or 5 stars, 94% of users believe it is headed in the right direction, and users said they would be likely to recommend Mission Control at a rate of 91%. Mission Control is also in the Project Management and Salesforce AppExchange Apps categories.

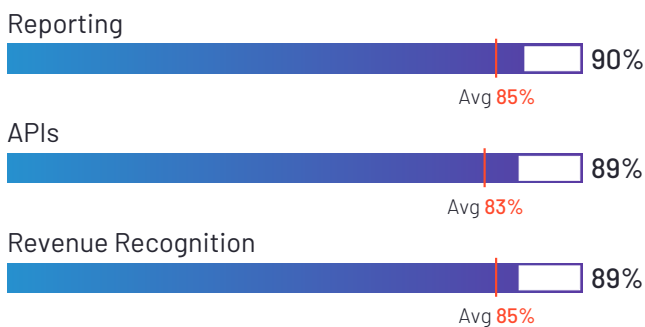
Satisfaction Ratings



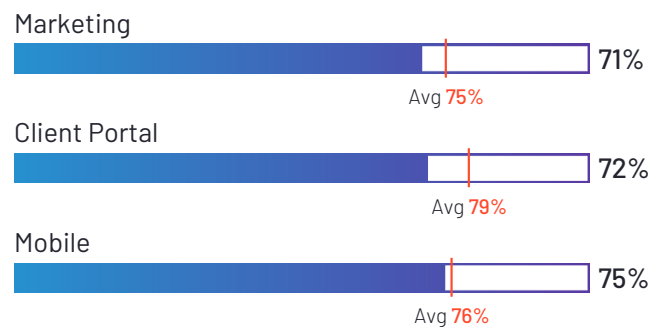
Top Industries Represented



Highest-Rated Features



Lowest-Rated Features



Ownership
Aprika Business Solutions



HQ Location
Melbourne, Victoria, Australia



Year Founded
2010



Employees (Listed On LinkedIn)
15



Company Website
www.aprika.com

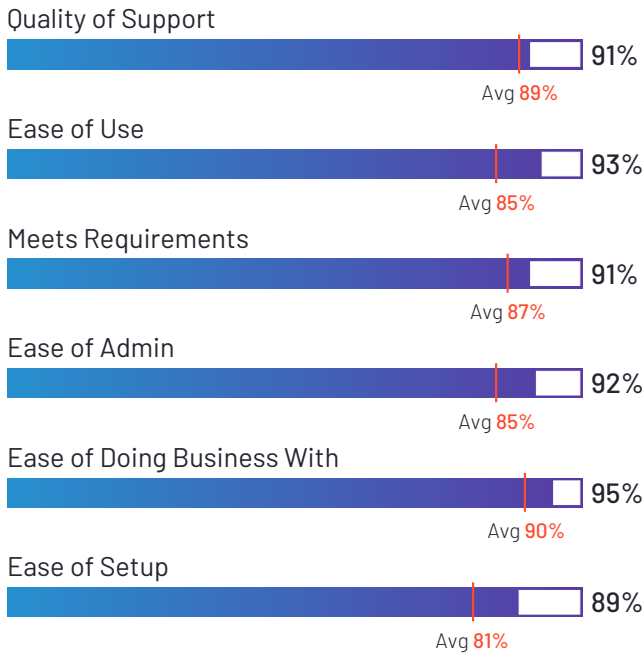


Birdview

4.2 ★★★★★ (408)

Birdview has been named a Niche product based on having a relatively low Satisfaction score and low Market Presence compared to the rest of the category. While they may have positive reviews, they do not have enough reviews to validate those ratings. 97% of users rated it 4 or 5 stars, 95% of users believe it is headed in the right direction, and users said they would be likely to recommend Birdview at a rate of 92%. Birdview is also in the Project and Portfolio Management, Work Management, Project Management, and Resource Management categories.


Satisfaction Ratings



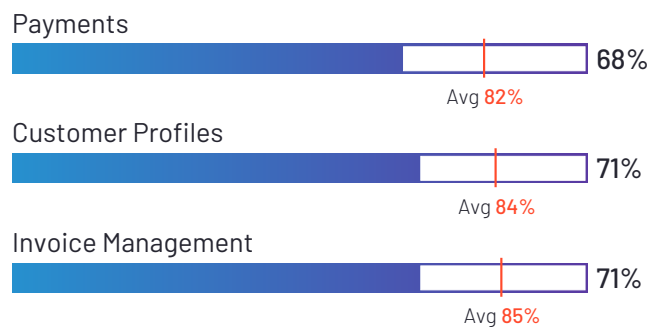
Top Industries Represented



Highest-Rated Features



Lowest-Rated Features



Ownership
Birdview PSA



HQ Location
Toronto



Year Founded
2003



Employees (Listed On LinkedIn)
33



Company Website
birdviewpsa.com

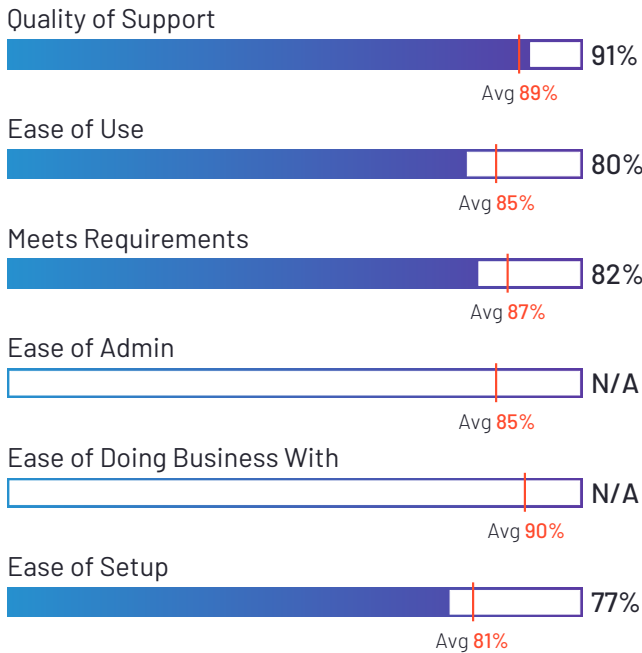


aec360

4.3 ★★★★★ (36)

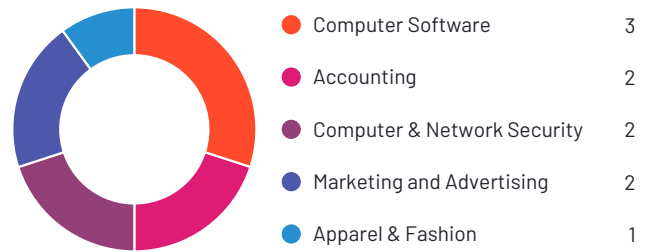
aec360 has been named a Niche product based on having a relatively low Satisfaction score and low Market Presence compared to the rest of the category. While they may have positive reviews, they do not have enough reviews to validate those ratings. 87% of users rated it 4 or 5 stars, 85% of users believe it is headed in the right direction, and users said they would be likely to recommend aec360 at a rate of 83%. aec360 is also in the Construction CRM category.

Satisfaction Ratings

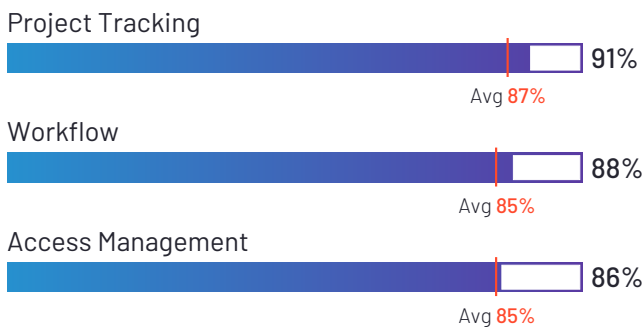


*N/A is displayed when fewer than five responses were received for the question.

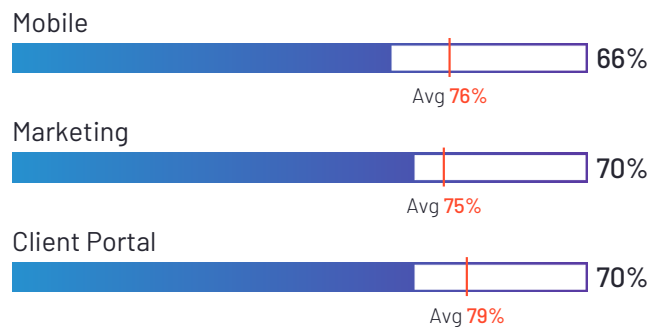
Top Industries Represented



Highest-Rated Features



Lowest-Rated Features



Ownership
HSO



HQ Location
Veenendaal,
Netherlands



Year Founded
1987



Employees (Listed On LinkedIn)
2,748



Company Website
www.hso.com

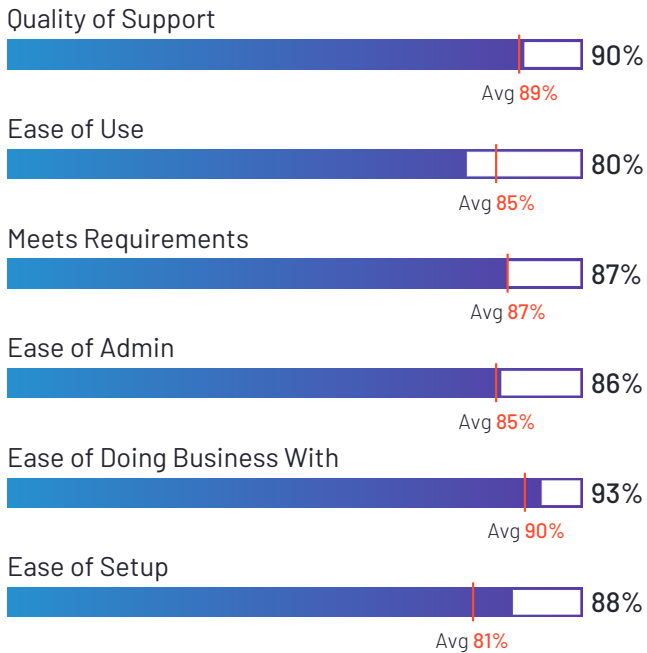


Magnetic

4.4 ★★★★★ (10)

Magnetic has been named a Niche product based on having a relatively low Satisfaction score and low Market Presence compared to the rest of the category. While they may have positive reviews, they do not have enough reviews to validate those ratings. 100% of users rated it 4 or 5 stars, 90% of users believe it is headed in the right direction, and users said they would be likely to recommend Magnetic at a rate of 87%.


Satisfaction Ratings



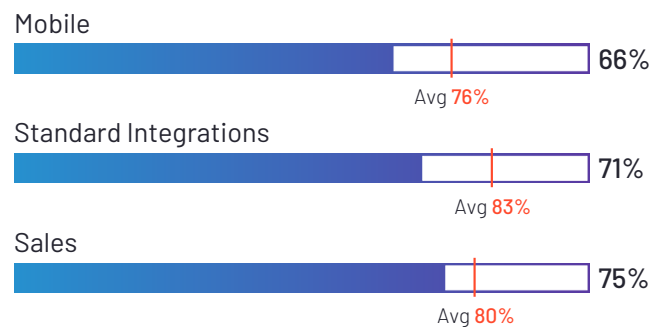
Top Industries Represented



Highest-Rated Features



Lowest-Rated Features



Ownership
Magnetic Software



HQ Location
London, UK



Year Founded
2010



Employees (Listed On LinkedIn)
12



Company Website
magnetic.app

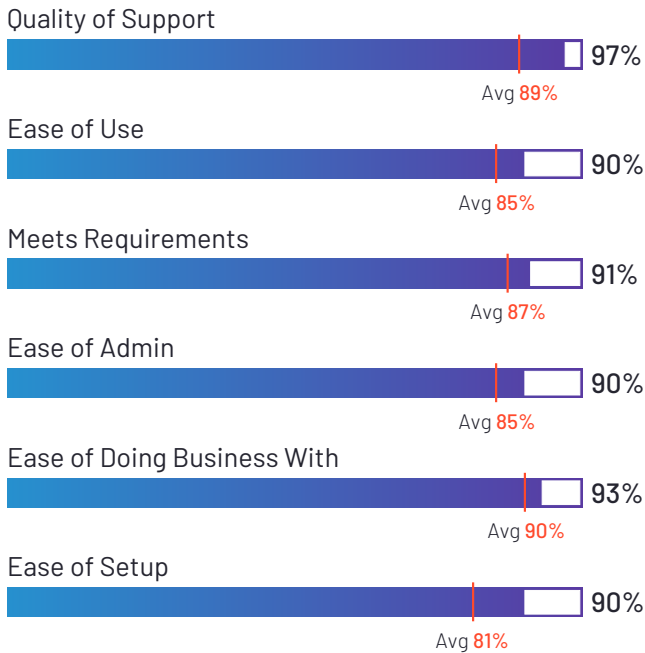


PSOHUB.

4.3 ★★★★★ (108)

PSOHUB. has been named a Niche product based on having a relatively low Satisfaction score and low Market Presence compared to the rest of the category. While they may have positive reviews, they do not have enough reviews to validate those ratings. 97% of users rated it 4 or 5 stars, 96% of users believe it is headed in the right direction, and users said they would be likely to recommend PSOHUB. at a rate of 91%. PSOHUB. is also in the Project Collaboration, Work Management, Resource Management, Project Cost Management, Strategic Planning and Execution, Task Management, and Project Management categories.

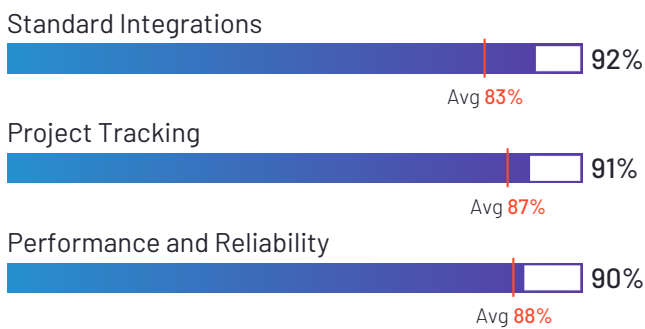
Satisfaction Ratings



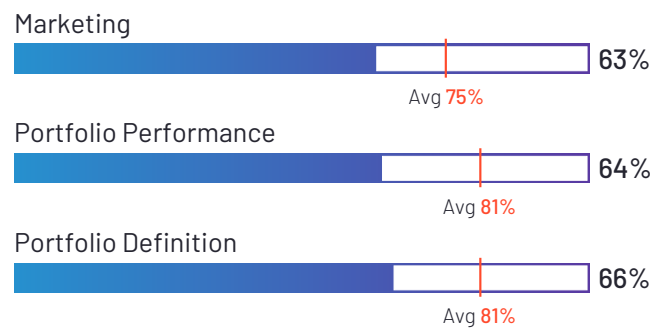
Top Industries Represented



Highest-Rated Features



Lowest-Rated Features



Ownership
PSOHUB.



HQ Location
Bussum, North
Holland, Netherlands



Year Founded
2020



**Employees (Listed
On LinkedIn)**
17



Company Website
www.psohub.com

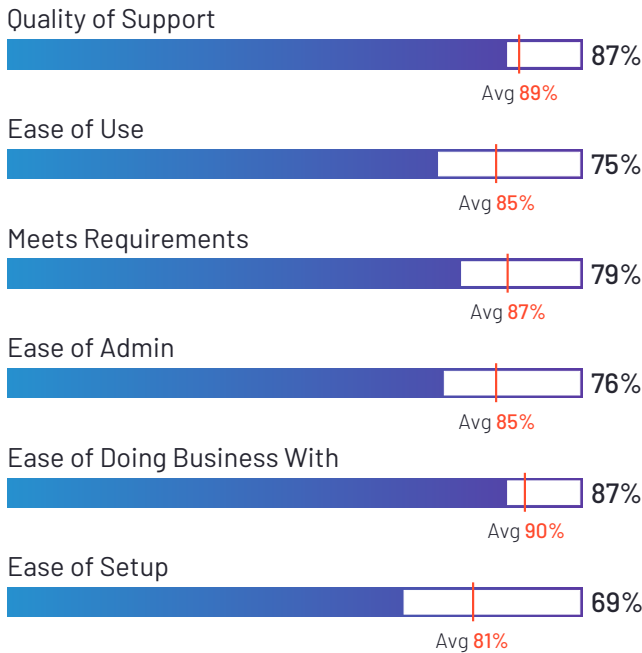
Function Point



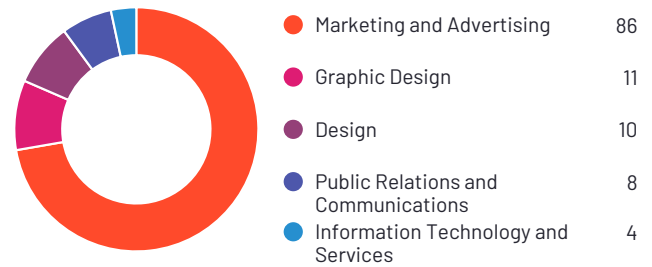
3.8 ★★★★★☆ (191)

Function Point has been named a Niche product based on having a relatively low Satisfaction score and low Market Presence compared to the rest of the category. While they may have positive reviews, they do not have enough reviews to validate those ratings. 82% of users rated it 4 or 5 stars, 79% of users believe it is headed in the right direction, and users said they would be likely to recommend Function Point at a rate of 77%. Function Point is also in the Project Management category.

Satisfaction Ratings



Top Industries Represented



Ownership
Function Point
Productivity Software



HQ Location
Vancouver, Canada



Year Founded
1997



Employees (Listed On LinkedIn)
22



Company Website
functionpoint.com

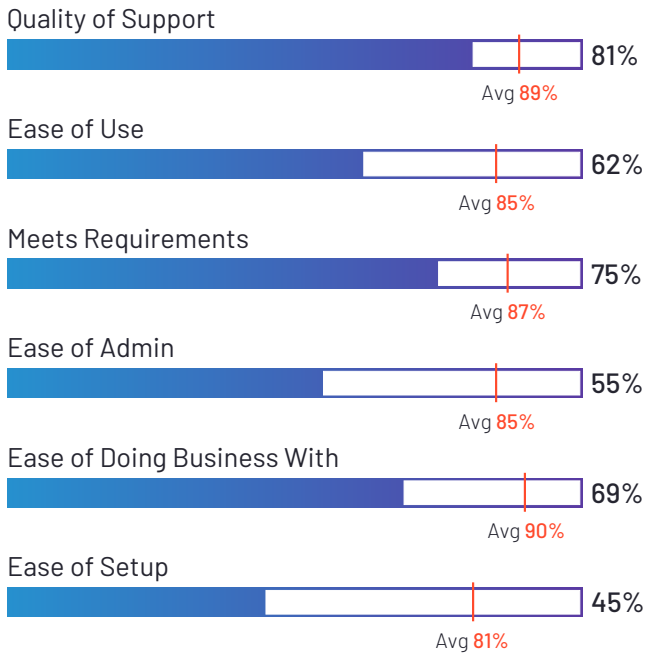


Planview ChangePoint


3.3 ★★★★★ (17)

Planview ChangePoint has been named a Niche product based on having a relatively low Satisfaction score and low Market Presence compared to the rest of the category. While they may have positive reviews, they do not have enough reviews to validate those ratings. 65% of users rated it 4 or 5 stars, 53% of users believe it is headed in the right direction, and users said they would be likely to recommend Planview ChangePoint at a rate of 66%.

Satisfaction Ratings



Top Industries Represented



Ownership
Planview



HQ Location
Austin, TX



Year Founded
1989



Employees (Listed On LinkedIn)
1,626



Company Website
planview.com

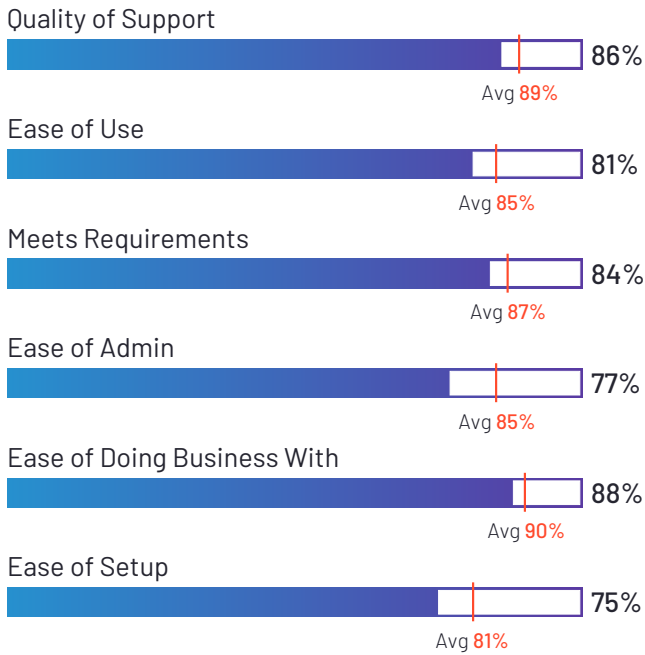


Precursive

4.2 ★★★★★ (58)

Precursive has been named a Niche product based on having a relatively low Satisfaction score and low Market Presence compared to the rest of the category. While they may have positive reviews, they do not have enough reviews to validate those ratings. 88% of users rated it 4 or 5 stars, 88% of users believe it is headed in the right direction, and users said they would be likely to recommend Precursive at a rate of 85%. Precursive is also in the Client Onboarding, Resource Management, and Project Management categories.

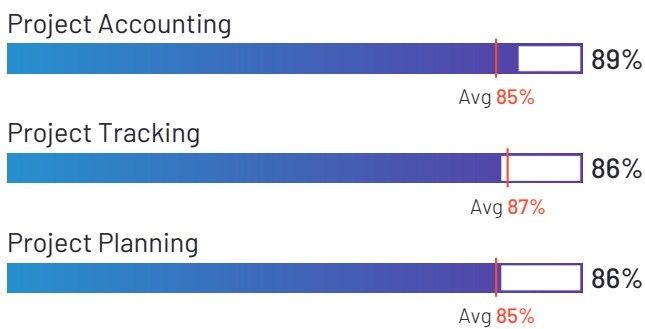
Satisfaction Ratings



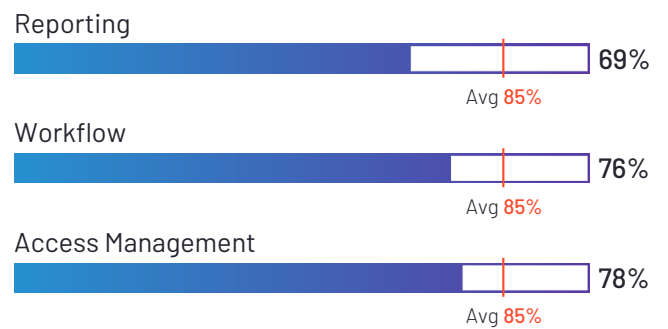
Top Industries Represented



Highest-Rated Features



Lowest-Rated Features



Ownership
Precursive



HQ Location
London



Year Founded
2011



Employees (Listed
On LinkedIn)
35



Company Website
precursive.com

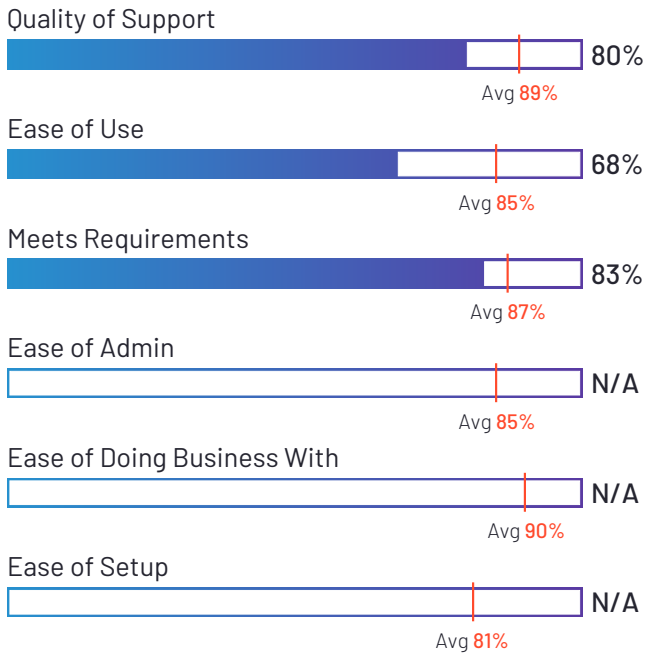


Deltek WorkBook

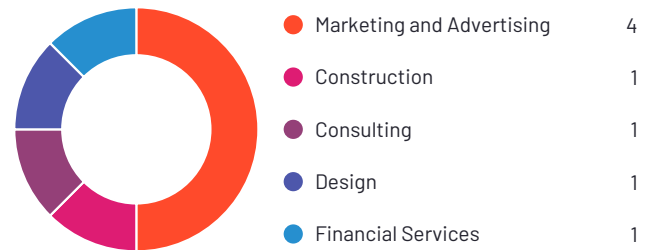
3.8 ★★★★★ (47)

Deltek WorkBook has been named a Niche product based on having a relatively low Satisfaction score and low Market Presence compared to the rest of the category. While they may have positive reviews, they do not have enough reviews to validate those ratings. 64% of users rated it 4 or 5 stars, 56% of users believe it is headed in the right direction, and users said they would be likely to recommend Deltek WorkBook at a rate of 70%. Deltek WorkBook is also in the Project-Based ERP and Project Management categories.

Satisfaction Ratings



Top Industries Represented



*N/A is displayed when fewer than five responses were received for the question.

<p>Ownership Deltek</p>	<p>HQ Location Herndon, VA</p>	<p>Year Founded 1983</p>	<p>Employees (Listed On LinkedIn) 4,725</p>	<p>Company Website www.deltek.com</p>
------------------------------------	---	-------------------------------------	--	--

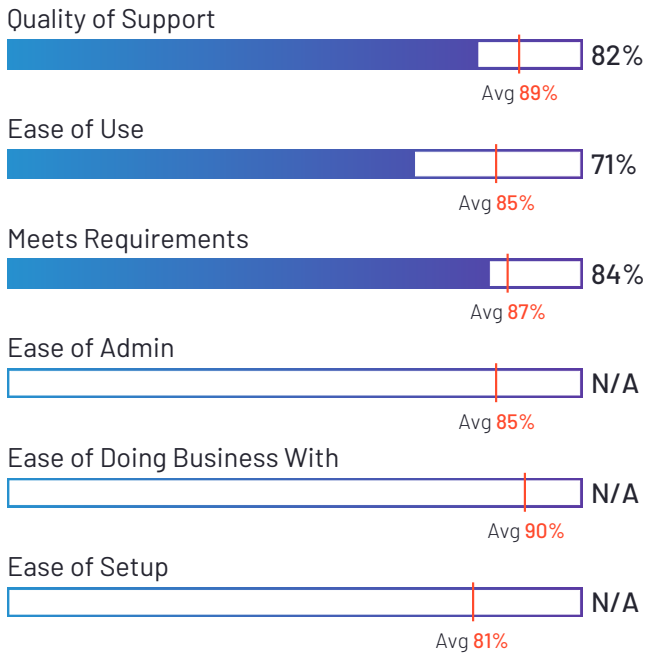


Q360


4.0 ★★★★★ (13)

Q360 has been named a Niche product based on having a relatively low Satisfaction score and low Market Presence compared to the rest of the category. While they may have positive reviews, they do not have enough reviews to validate those ratings. 83% of users rated it 4 or 5 stars, 75% of users believe it is headed in the right direction, and users said they would be likely to recommend Q360 PSA Solution at a rate of 81%.

Satisfaction Ratings



Top Industries Represented

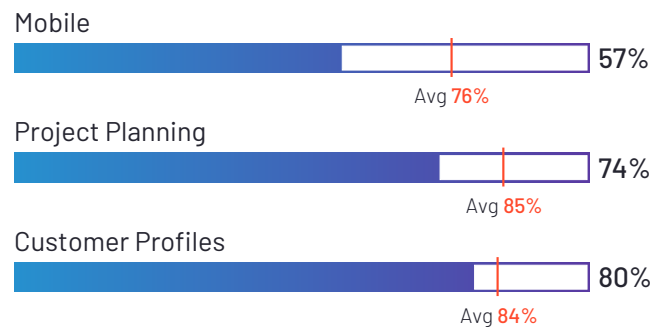


*N/A is displayed when fewer than five responses were received for the question.

Highest-Rated Features



Lowest-Rated Features



Ownership
Solutions360



HQ Location
Newmarket, CA



Year Founded
1988



Employees (Listed On LinkedIn)
54



Company Website
solutions360.com

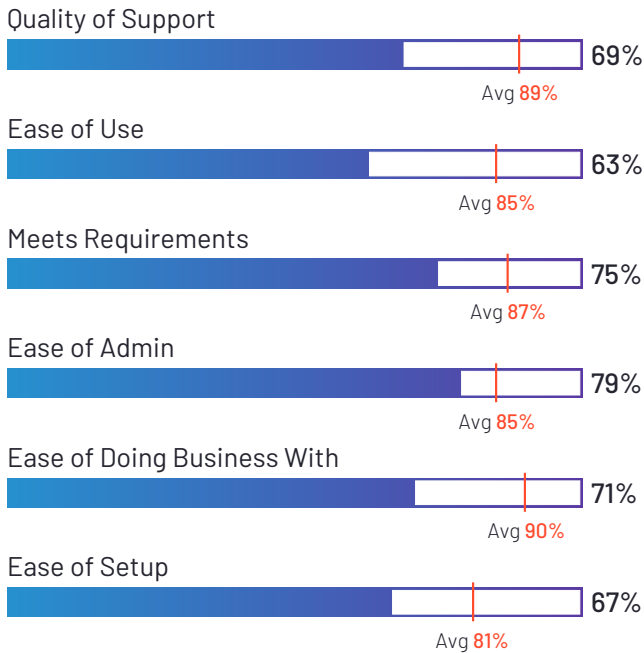


Rev.io PSA formerly Tigerpaw One

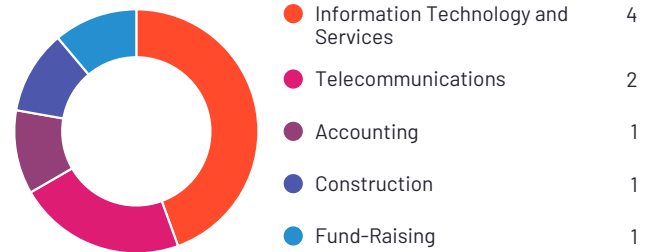
3.3 ★★★★★ (39)

Rev.io PSA formerly Tigerpaw One has been named a Niche product based on having a relatively low Satisfaction score and low Market Presence compared to the rest of the category. While they may have positive reviews, they do not have enough reviews to validate those ratings. 58% of users rated it 4 or 5 stars, 58% of users believe it is headed in the right direction, and users said they would be likely to recommend Rev.io PSA formerly Tigerpaw One at a rate of 61%. Rev.io PSA formerly Tigerpaw One is also in the Help Desk, CRM, Work Management, and Online Form Builder categories.

Satisfaction Ratings



Top Industries Represented



Ownership
Rev.io PSA formerly Tigerpaw One



HQ Location
Atlanta, GA



Year Founded
2002



Employees (Listed On LinkedIn)
184



Company Website
www.rev.io

Satisfaction Ratings for Professional Services Automation

G2 reviewers rated software sellers ability to satisfy their needs as shown in the table below.

	Satisfaction		Satisfaction by Category						Net Promoter Score (NPS)
	Likelihood to Recommend	Product Going in Right Direction?	Meets Requirements	Ease of Admin	Ease of Doing Business With	Quality of Support	Ease of Setup	Ease of Use	
Autotask	83%	85%	86%	80%	85%	83%	76%	80%	47
Syncro	91%	93%	90%	92%	92%	87%	90%	91%	68
Rocketlane	96%	98%	94%	98%	99%	98%	94%	95%	91
SAP S/4HANA Cloud	92%	93%	92%	87%	89%	90%	80%	88%	78
Kantata Professional Services Cloud (formerly Mavenlink + Kimble)	86%	90%	85%	80%	88%	86%	76%	81%	52
Keka	87%	93%	88%	88%	88%	87%	87%	91%	56
BigTime	91%	92%	91%	90%	94%	94%	86%	90%	73
Deltek Vantagepoint	82%	81%	85%	76%	84%	80%	72%	80%	39
Certinia PS Cloud	85%	89%	85%	76%	86%	84%	73%	82%	48
Wrike	84%	87%	88%	83%	85%	87%	77%	85%	51
Deltek Replicon	86%	87%	88%	87%	89%	89%	84%	89%	50
SuperOps	92%	95%	88%	90%	94%	96%	91%	91%	73
Teamwork.com	92%	94%	91%	93%	98%	92%	89%	89%	78
Scoro	90%	96%	90%	87%	90%	87%	77%	90%	72
Bonsai	85%	92%	88%	95%	95%	88%	95%	90%	60
Workamajig Platinum	80%	84%	82%	77%	88%	84%	70%	75%	26
HaloPSA	96%	100%	93%	86%	95%	97%	81%	90%	88
Ruddr	95%	95%	92%	96%	99%	99%	95%	95%	85
Screendragon	96%	100%	95%	93%	98%	98%	89%	95%	87

(Satisfaction Ratings for Professional Services Automation continues on next page)

*N/A is displayed when fewer than five responses were received for the question.

**Net Promoter Score ranges from -100 to +100

Satisfaction Ratings for Professional Services Automation (continued)

G2 reviewers rated software sellers ability to satisfy their needs as shown in the table below.

	Satisfaction		Satisfaction by Category						Net Promoter Score (NPS)
	Likelihood to Recommend	Product Going in Right Direction?	Meets Requirements	Ease of Admin	Ease of Doing Business With	Quality of Support	Ease of Setup	Ease of Use	
Allfred	95%	95%	92%	90%	98%	93%	92%	90%	95
Cloud Coach	92%	92%	89%	84%	95%	93%	75%	85%	77
Projectworks	94%	100%	92%	95%	99%	98%	92%	96%	85
Avaza	93%	97%	91%	93%	97%	94%	93%	92%	84
CMap	91%	83%	91%	86%	88%	90%	82%	91%	73
COR	85%	63%	82%	91%	89%	79%	83%	86%	60
Naverisk RMM & PSA	93%	90%	96%	95%	98%	99%	95%	96%	78
Forecast	87%	86%	85%	95%	92%	92%	88%	89%	57
Klient PSA	90%	95%	91%	86%	92%	89%	81%	86%	64
Juntrax	95%	100%	94%	N/A	N/A	97%	N/A	99%	100
VOGSY	92%	96%	93%	91%	97%	95%	91%	95%	80
SuiteProjects Pro	74%	68%	80%	75%	78%	78%	71%	75%	8
ConnectWise PSA	77%	74%	86%	75%	77%	77%	66%	76%	23
Accelo	90%	93%	90%	83%	93%	93%	77%	87%	71
Upland PSA	79%	77%	84%	80%	88%	90%	75%	76%	29
BQE CORE	87%	90%	86%	77%	86%	92%	71%	81%	67
Planview AdaptiveWork	84%	85%	86%	81%	87%	87%	75%	82%	46
Microsoft Dynamics 365 Project Service Automation	81%	63%	87%	N/A	N/A	81%	N/A	81%	25
Workday PSA	81%	79%	89%	N/A	N/A	92%	N/A	88%	20

(Satisfaction Ratings for Professional Services Automation continues on next page)

*N/A is displayed when fewer than five responses were received for the question.

**Net Promoter Score ranges from -100 to +100

Satisfaction Ratings for Professional Services Automation (continued)

G2 reviewers rated software sellers ability to satisfy their needs as shown in the table below.

	Satisfaction		Satisfaction by Category						Net Promoter Score (NPS)
	Likelihood to Recommend	Product Going in Right Direction?	Meets Requirements	Ease of Admin	Ease of Doing Business With	Quality of Support	Ease of Setup	Ease of Use	
Unit4 PSA Suite	68%	63%	72%	66%	71%	72%	66%	72%	-11
Resource Management by Smartsheet	82%	83%	86%	88%	93%	91%	87%	84%	37
BigTime Projector	91%	90%	89%	84%	96%	97%	78%	84%	74
Mission Control	91%	94%	90%	84%	93%	93%	84%	86%	70
Birdview	92%	95%	91%	92%	95%	91%	89%	93%	79
aec360	83%	85%	82%	N/A	N/A	91%	77%	80%	46
Magnetic	87%	90%	87%	86%	93%	90%	88%	80%	50
PSOHUB.	91%	96%	91%	90%	93%	97%	90%	90%	76
Function Point	77%	79%	79%	76%	87%	87%	69%	75%	11
Planview ChangePoint	66%	53%	75%	55%	69%	81%	45%	62%	-5
Precursive	85%	88%	84%	77%	88%	86%	75%	81%	52
Deltek WorkBook	70%	56%	83%	N/A	N/A	80%	N/A	68%	-9
Q360 PSA Solution	81%	75%	84%	N/A	N/A	82%	N/A	71%	49
Rev.io PSA formerly Tigerpaw One	61%	58%	75%	79%	71%	69%	67%	63%	-8
Average	86%	86%	87%	85%	90%	89%	81%	85%	55

*N/A is displayed when fewer than five responses were received for the question.

**Net Promoter Score ranges from -100 to +100

Feature Comparison for Professional Services Automation

G2 users have evaluated the following products by feature. Feature ratings are representative of reviewers overall satisfaction with each feature and do not necessarily take into account the breadth of individual product features. The results are shown below.

Customer Management

	Customer Profiles	Sales	Marketing	Client Portal
Autotask	84%	78%	71%	78%
Syncro	87%	74%	67%	77%
Rocketlane	95%		89%	96%
SAP S/4HANA Cloud	91%	88%	90%	90%
Kantata Professional Services Cloud (formerly Mavenlink + Kimble)	74%	74%	63%	70%
Keka	78%	90%	89%	88%
BigTime	87%	85%	80%	83%
Deltek Vantagepoint	81%	71%	72%	
Certinia PS Cloud	87%	85%	80%	83%
Wrike	N/A	N/A	N/A	N/A
Deltek Replicon	77%	64%	65%	69%
SuperOps	85%	75%	67%	80%
Teamwork.com	89%		94%	90%
Scoro	88%	92%		89%
Bonsai	N/A	N/A	N/A	N/A
Workamajig Platinum	83%	74%	79%	78%
HaloPSA	96%	88%	N/A	92%
Ruddr	91%	79%		
Screendragon	92%	78%	90%	88%

(Feature Comparison for Professional Services Automation continues on next page)

*N/A is displayed when fewer than five responses were received for the question.

**A blank box indicates that a seller has selected that they do not offer that feature.

Feature Comparison for Professional Services Automation (continued)

G2 users have evaluated the following products by feature. Feature ratings are representative of reviewers overall satisfaction with each feature and do not necessarily take into account the breadth of individual product features. The results are shown below.

Customer Management

	Customer Profiles	Sales	Marketing	Client Portal
Allfred	94%	63%	57%	57%
Cloud Coach	77%	78%	70%	72%
Projectworks	86%	86%	61%	67%
Avaza	72%	81%	79%	82%
CMap	78%	83%	71%	
COR	N/A	N/A	N/A	N/A
Naverisk RMM & PSA	N/A	N/A	N/A	N/A
Forecast	75%	55%	46%	59%
Klient PSA	N/A	N/A	N/A	N/A
Juntrax	N/A	N/A	N/A	N/A
VOGSY	91%	94%	N/A	N/A
SuiteProjects Pro	85%	84%	83%	81%
ConnectWise PSA	78%	74%	65%	72%
Accelo	91%	89%	81%	86%
Upland PSA	90%	86%	86%	87%
BQE CORE	81%	83%	69%	74%
Planview AdaptiveWork	91%	86%	90%	86%
Microsoft Dynamics 365 Project Service Automation	N/A	N/A	N/A	N/A
Workday PSA	N/A	N/A	N/A	N/A

(Feature Comparison for Professional Services Automation continues on next page)

*N/A is displayed when fewer than five responses were received for the question.

**A blank box indicates that a seller has selected that they do not offer that feature.

Feature Comparison for Professional Services Automation (continued)

G2 users have evaluated the following products by feature. Feature ratings are representative of reviewers overall satisfaction with each feature and do not necessarily take into account the breadth of individual product features. The results are shown below.

Customer Management

	Customer Profiles	Sales	Marketing	Client Portal
Unit4 PSA Suite	N/A	N/A	N/A	N/A
Resource Management by Smartsheet	N/A	N/A	N/A	N/A
BigTime Projector	86%	74%	N/A	N/A
Mission Control	88%	82%	71%	72%
Birdview	71%	77%	80%	75%
aec360	73%	79%	70%	70%
Magnetic	84%	75%		
PSOHUB.	85%	71%	63%	82%
Function Point	N/A	N/A	N/A	N/A
Planview ChangePoint	N/A	N/A	N/A	N/A
Precursive	N/A	N/A	N/A	N/A
Deltek WorkBook	N/A	N/A	N/A	N/A
Q360 PSA Solution	80%	80%	N/A	N/A
Rev.io PSA formerly Tigerpaw One	N/A	N/A	N/A	N/A
Average	84%	79%	75%	79%

(Feature Comparison for Professional Services Automation continues on next page)

*N/A is displayed when fewer than five responses were received for the question.

**A blank box indicates that a seller has selected that they do not offer that feature.

Feature Comparison for Professional Services Automation (continued)

G2 users have evaluated the following products by feature. Feature ratings are representative of reviewers overall satisfaction with each feature and do not necessarily take into account the breadth of individual product features. The results are shown below.

Project Management

	Project Planning	Project Tracking	Resource Definition	Resource Management
Autotask	75%	76%	79%	81%
Syncro	66%	66%	70%	70%
Rocketlane	98%	99%	95%	96%
SAP S/4HANA Cloud	91%	91%	90%	91%
Kantata Professional Services Cloud (formerly Mavenlink + Kimble)	81%	83%	81%	84%
Keka	88%	84%	88%	88%
BigTime	85%	88%	84%	86%
Deltek Vantagepoint	76%	80%	73%	75%
Certinia PS Cloud	89%	90%	89%	88%
Wrike	N/A	N/A	N/A	N/A
Deltek Replicon	82%	85%	81%	86%
SuperOps	77%	76%	79%	82%
Teamwork.com	92%	93%	92%	95%
Scoro	89%	92%	89%	89%
Bonsai	N/A	N/A	N/A	N/A
Workamajig Platinum	85%	87%	81%	84%
HaloPSA	81%	81%	79%	86%
Ruddr	91%	94%	92%	92%
Screendragon	95%	97%	93%	94%

(Feature Comparison for Professional Services Automation continues on next page)

*N/A is displayed when fewer than five responses were received for the question.

**A blank box indicates that a seller has selected that they do not offer that feature.

Feature Comparison for Professional Services Automation (continued)

G2 users have evaluated the following products by feature. Feature ratings are representative of reviewers overall satisfaction with each feature and do not necessarily take into account the breadth of individual product features. The results are shown below.

Project Management

	Project Planning	Project Tracking	Resource Definition	Resource Management
Allfred	84%	88%	77%	78%
Cloud Coach	85%	91%	86%	86%
Projectworks	97%	97%	95%	97%
Avaza	85%	85%	81%	86%
CMap	85%	86%	84%	85%
COR	N/A	N/A	N/A	N/A
Naverisk RMM & PSA	N/A	N/A	N/A	N/A
Forecast	84%	84%	83%	85%
Klient PSA	N/A	N/A	N/A	N/A
Juntrax	N/A	N/A	N/A	N/A
VOGSY	91%	91%	88%	90%
SuiteProjects Pro	80%	85%	80%	83%
ConnectWise PSA	71%	70%	72%	78%
Accelo	91%	91%	86%	88%
Upland PSA	86%	89%	86%	83%
BQE CORE	82%	83%	84%	82%
Planview AdaptiveWork	91%	90%	94%	91%
Microsoft Dynamics 365 Project Service Automation	N/A	N/A	N/A	N/A
Workday PSA	N/A	N/A	N/A	N/A

(Feature Comparison for Professional Services Automation continues on next page)

*N/A is displayed when fewer than five responses were received for the question.

**A blank box indicates that a seller has selected that they do not offer that feature.

Feature Comparison for Professional Services Automation (continued)

G2 users have evaluated the following products by feature. Feature ratings are representative of reviewers overall satisfaction with each feature and do not necessarily take into account the breadth of individual product features. The results are shown below.

Project Management

	Project Planning	Project Tracking	Resource Definition	Resource Management
Unit4 PSA Suite	N/A	N/A	N/A	N/A
Resource Management by Smartsheet	N/A	N/A	N/A	N/A
BigTime Projector	86%	82%	86%	93%
Mission Control	87%	87%	86%	86%
Birdview	90%	90%	89%	90%
aec360	82%	91%	82%	86%
Magnetic	89%	88%	N/A	82%
PSOHUB.	88%	91%	80%	85%
Function Point	N/A	N/A	N/A	N/A
Planview ChangePoint	N/A	N/A	N/A	N/A
Precursive	86%	86%	84%	84%
Deltek WorkBook	N/A	N/A	N/A	N/A
Q360 PSA Solution	74%	83%	N/A	N/A
Rev.io PSA formerly Tigerpaw One	N/A	N/A	N/A	N/A
Average	85%	87%	84%	86%

(Feature Comparison for Professional Services Automation continues on next page)

*N/A is displayed when fewer than five responses were received for the question.

**A blank box indicates that a seller has selected that they do not offer that feature.

Feature Comparison for Professional Services Automation (continued)

G2 users have evaluated the following products by feature. Feature ratings are representative of reviewers overall satisfaction with each feature and do not necessarily take into account the breadth of individual product features. The results are shown below.

Accounting

	Revenue Recognition	Invoice Management	Payments	Project Accounting	Budget Tracking
Autotask	77%	78%	71%	74%	72%
Syncro	73%	81%	75%	68%	67%
Rocketlane	93%	93%		94%	94%
SAP S/4HANA Cloud	89%	91%	91%	91%	92%
Kantata Professional Services Cloud (formerly Mavenlink + Kimble)	80%	76%	71%	77%	81%
Keka	90%	90%	86%	80%	86%
BigTime	85%	87%	83%	87%	87%
Deltek Vantagepoint	75%	81%	80%	80%	78%
Certinia PS Cloud	84%	87%	87%	88%	87%
Wrike	N/A	N/A	N/A	N/A	N/A
Deltek Replicon	73%	71%	67%	74%	78%
SuperOps	75%	75%	73%	69%	66%
Teamwork.com	88%	90%	86%	89%	90%
Scoro	91%	94%	93%	93%	88%
Bonsai	N/A	N/A	N/A	N/A	N/A
Workamajig Platinum	84%	90%	88%	89%	86%
HaloPSA	N/A	86%	80%	77%	91%
Ruddr	92%	92%	90%	94%	94%
Screendragon	89%	89%	86%	95%	90%

(Feature Comparison for Professional Services Automation continues on next page)

*N/A is displayed when fewer than five responses were received for the question.

**A blank box indicates that a seller has selected that they do not offer that feature.

Feature Comparison for Professional Services Automation (continued)

G2 users have evaluated the following products by feature. Feature ratings are representative of reviewers overall satisfaction with each feature and do not necessarily take into account the breadth of individual product features. The results are shown below.

Accounting

	Revenue Recognition	Invoice Management	Payments	Project Accounting	Budget Tracking
Allfred	90%	92%	83%	94%	98%
Cloud Coach	75%	71%	67%	73%	78%
Projectworks	95%	86%	82%	96%	93%
Avaza	83%	89%	85%	82%	82%
CMap	87%	89%	83%	86%	87%
COR	N/A	N/A	N/A	N/A	N/A
Naverisk RMM & PSA	N/A	N/A	N/A	N/A	N/A
Forecast	87%	86%	83%	84%	81%
Klient PSA	N/A	N/A	N/A	N/A	N/A
Juntrax	N/A	N/A	N/A	N/A	N/A
VOGSY	93%	91%	N/A	92%	90%
SuiteProjects Pro	78%	81%	83%	82%	84%
ConnectWise PSA	73%	78%	73%	71%	71%
Accelo	87%	87%	87%	88%	89%
Upland PSA	79%	84%	77%	84%	87%
BQE CORE	86%	88%	85%	86%	86%
Planview AdaptiveWork	92%	86%	88%	91%	92%
Microsoft Dynamics 365 Project Service Automation	N/A	N/A	N/A	N/A	N/A
Workday PSA	N/A	N/A	N/A	N/A	N/A

(Feature Comparison for Professional Services Automation continues on next page)

*N/A is displayed when fewer than five responses were received for the question.

**A blank box indicates that a seller has selected that they do not offer that feature.

Feature Comparison for Professional Services Automation (continued)

G2 users have evaluated the following products by feature. Feature ratings are representative of reviewers overall satisfaction with each feature and do not necessarily take into account the breadth of individual product features. The results are shown below.

Accounting

	Revenue Recognition	Invoice Management	Payments	Project Accounting	Budget Tracking
Unit4 PSA Suite	N/A	N/A	N/A	N/A	N/A
Resource Management by Smartsheet	N/A	N/A	N/A	N/A	N/A
BigTime Projector	94%	94%	91%	92%	93%
Mission Control	89%	78%	77%	85%	89%
Birdview	84%	71%	68%	85%	90%
aec360	82%	84%	70%	86%	71%
Magnetic	N/A	86%	N/A	86%	80%
PSOHUB.	86%	85%	82%	88%	87%
Function Point	N/A	N/A	N/A	N/A	N/A
Planview ChangePoint	N/A	N/A	N/A	N/A	N/A
Precursive	N/A	N/A	N/A	89%	80%
Deltek WorkBook	N/A	N/A	N/A	N/A	N/A
Q360 PSA Solution	N/A	83%	91%	97%	N/A
Rev.io PSA formerly Tigerpaw One	N/A	N/A	N/A	N/A	N/A
Average	85%	85%	81%	85%	85%

(Feature Comparison for Professional Services Automation continues on next page)

*N/A is displayed when fewer than five responses were received for the question.

**A blank box indicates that a seller has selected that they do not offer that feature.

Feature Comparison for Professional Services Automation (continued)

G2 users have evaluated the following products by feature. Feature ratings are representative of reviewers overall satisfaction with each feature and do not necessarily take into account the breadth of individual product features. The results are shown below.

Portfolio Management

	Portfolio Definition	Portfolio Performance	Risk	Portfolio Mix
Autotask	74%	75%	74%	74%
Syncro	68%	68%	68%	67%
Rocketlane	92%	93%	89%	91%
SAP S/4HANA Cloud	89%	87%	85%	87%
Kantata Professional Services Cloud (formerly Mavenlink + Kimble)	78%	77%	71%	72%
Keka	88%	90%	88%	88%
BigTime	83%	85%	81%	84%
Deltek Vantagepoint				
Certinia PS Cloud	85%	85%	83%	85%
Wrike	N/A	N/A	N/A	N/A
Deltek Replicon	71%	73%	69%	69%
SuperOps	70%	70%	73%	71%
Teamwork.com	89%	92%	86%	90%
Scoro	89%	86%	87%	87%
Bonsai	N/A	N/A	N/A	N/A
Workamajig Platinum	84%	85%	74%	75%
HaloPSA	N/A	N/A	N/A	N/A
Rudder	92%	92%	78%	84%
Screendragon	90%	88%	N/A	83%

(Feature Comparison for Professional Services Automation continues on next page)

*N/A is displayed when fewer than five responses were received for the question.

**A blank box indicates that a seller has selected that they do not offer that feature.



Feature Comparison for Professional Services Automation (continued)

G2 users have evaluated the following products by feature. Feature ratings are representative of reviewers overall satisfaction with each feature and do not necessarily take into account the breadth of individual product features. The results are shown below.

Portfolio Management

	Portfolio Definition	Portfolio Performance	Risk	Portfolio Mix
Allfred	79%	81%	71%	63%
Cloud Coach	74%	74%	80%	76%
Projectworks	90%	93%	86%	86%
Avaza	84%	80%	76%	78%
CMap	68%	70%	66%	70%
COR	N/A	N/A	N/A	N/A
Naverisk RMM & PSA	N/A	N/A	N/A	N/A
Forecast	71%	79%	48%	64%
Klient PSA	N/A	N/A	N/A	N/A
Juntrax	N/A	N/A	N/A	N/A
VOGSY	88%	89%	83%	83%
SuiteProjects Pro	85%	87%	80%	85%
ConnectWise PSA	68%	67%	67%	69%
Accelo	85%	87%	82%	83%
Upland PSA	81%	79%	80%	77%
BQE CORE	78%	80%	74%	73%
Planview AdaptiveWork	90%	85%	84%	89%
Microsoft Dynamics 365 Project Service Automation	N/A	N/A	N/A	N/A
Workday PSA	N/A	N/A	N/A	N/A

(Feature Comparison for Professional Services Automation continues on next page)

*N/A is displayed when fewer than five responses were received for the question.

**A blank box indicates that a seller has selected that they do not offer that feature.

Feature Comparison for Professional Services Automation (continued)

G2 users have evaluated the following products by feature. Feature ratings are representative of reviewers overall satisfaction with each feature and do not necessarily take into account the breadth of individual product features. The results are shown below.

Portfolio Management

	Portfolio Definition	Portfolio Performance	Risk	Portfolio Mix
Unit4 PSA Suite	N/A	N/A	N/A	N/A
Resource Management by Smartsheet	N/A	N/A	N/A	N/A
BigTime Projector	86%	94%	N/A	N/A
Mission Control	80%	77%	79%	78%
Birdview	82%	78%	77%	80%
aec360	71%	75%	73%	71%
Magnetic				
PSOHUB.	66%	64%	68%	69%
Function Point	N/A	N/A	N/A	N/A
Planview ChangePoint	N/A	N/A	N/A	N/A
Precursive	N/A	N/A	N/A	N/A
Deltek WorkBook	N/A	N/A	N/A	N/A
Q360 PSA Solution	N/A	N/A	N/A	N/A
Rev.io PSA formerly Tigerpaw One	N/A	N/A	N/A	N/A
Average	81%	81%	77%	78%

(Feature Comparison for Professional Services Automation continues on next page)

*N/A is displayed when fewer than five responses were received for the question.

**A blank box indicates that a seller has selected that they do not offer that feature.

Feature Comparison for Professional Services Automation (continued)

G2 users have evaluated the following products by feature. Feature ratings are representative of reviewers overall satisfaction with each feature and do not necessarily take into account the breadth of individual product features. The results are shown below.

Analytics

	Forecasting	Reporting	KPIs
Autotask	73%	78%	79%
Syncro	67%	77%	71%
Rocketlane	91%	92%	92%
SAP S/4HANA Cloud	89%	91%	90%
Kantata Professional Services Cloud (formerly Mavenlink + Kimble)	82%	83%	78%
Keka	86%	90%	81%
BigTime	85%	85%	84%
Deltek Vantagepoint	75%	79%	76%
Certinia PS Cloud	84%	87%	86%
Wrike	N/A	N/A	N/A
Deltek Replicon	75%	83%	71%
SuperOps	67%	79%	76%
Teamwork.com	92%	92%	91%
Scoro	89%	90%	89%
Bonsai	N/A	N/A	N/A
Workamajig Platinum	77%	85%	73%
HaloPSA	N/A	84%	94%
Ruddr	89%	90%	87%
Screendragon	87%	84%	83%

(Feature Comparison for Professional Services Automation continues on next page)

*N/A is displayed when fewer than five responses were received for the question.

**A blank box indicates that a seller has selected that they do not offer that feature.

Feature Comparison for Professional Services Automation (continued)

G2 users have evaluated the following products by feature. Feature ratings are representative of reviewers overall satisfaction with each feature and do not necessarily take into account the breadth of individual product features. The results are shown below.

Analytics

	Forecasting	Reporting	KPIs
Allfred	71%	88%	77%
Cloud Coach	78%	87%	84%
Projectworks	96%	95%	82%
Avaza	86%	83%	79%
CMap	84%	89%	80%
COR	N/A	N/A	N/A
Naverisk RMM & PSA	N/A	N/A	N/A
Forecast	73%	77%	71%
Klient PSA	N/A	N/A	N/A
Juntrax	N/A	N/A	N/A
VOGSY	86%	92%	79%
SuiteProjects Pro	83%	83%	84%
ConnectWise PSA	66%	71%	68%
Accelo	83%	87%	85%
Upland PSA	84%	81%	84%
BQE CORE	79%	83%	74%
Planview AdaptiveWork	92%	90%	87%
Microsoft Dynamics 365 Project Service Automation	N/A	N/A	N/A
Workday PSA	N/A	N/A	N/A

(Feature Comparison for Professional Services Automation continues on next page)

*N/A is displayed when fewer than five responses were received for the question.

**A blank box indicates that a seller has selected that they do not offer that feature.

Feature Comparison for Professional Services Automation (continued)

G2 users have evaluated the following products by feature. Feature ratings are representative of reviewers overall satisfaction with each feature and do not necessarily take into account the breadth of individual product features. The results are shown below.

Analytics

	Forecasting	Reporting	KPIs
Unit4 PSA Suite	N/A	N/A	N/A
Resource Management by Smartsheet	N/A	N/A	N/A
BigTime Projector	89%	95%	89%
Mission Control	81%	90%	86%
Birdview	86%	87%	81%
aec360	80%	86%	82%
Magnetic	77%	84%	77%
PSOHUB.	80%	80%	79%
Function Point	N/A	N/A	N/A
Planview ChangePoint	N/A	N/A	N/A
Precursive	N/A	69%	N/A
Deltak WorkBook	N/A	N/A	N/A
Q360 PSA Solution	N/A	N/A	N/A
Rev.io PSA formerly Tigerpaw One	N/A	N/A	N/A
Average	82%	85%	81%

(Feature Comparison for Professional Services Automation continues on next page)

*N/A is displayed when fewer than five responses were received for the question.

**A blank box indicates that a seller has selected that they do not offer that feature.

Feature Comparison for Professional Services Automation (continued)

G2 users have evaluated the following products by feature. Feature ratings are representative of reviewers overall satisfaction with each feature and do not necessarily take into account the breadth of individual product features. The results are shown below.

Administration

	Standard Integrations	Workflow	Access Management
Autotask	82%	85%	84%
Syncro	79%	78%	83%
Rocketlane	94%	94%	93%
SAP S/4HANA Cloud	88%	92%	92%
Kantata Professional Services Cloud (formerly Mavenlink + Kimble)	75%	76%	79%
Keka	86%	82%	91%
BigTime	85%	84%	86%
Deltek Vantagepoint	77%	77%	77%
Certinia PS Cloud	84%	86%	84%
Wrike	N/A	N/A	N/A
Deltek Replicon	77%	81%	81%
SuperOps	78%	81%	81%
Teamwork.com	91%	94%	90%
Scoro	90%	89%	92%
Bonsai	N/A	N/A	N/A
Workamajig Platinum	75%	86%	85%
HaloPSA	94%	92%	90%
Ruddr	88%	88%	94%
Screendragon	92%	96%	97%

(Feature Comparison for Professional Services Automation continues on next page)

*N/A is displayed when fewer than five responses were received for the question.

**A blank box indicates that a seller has selected that they do not offer that feature.

Feature Comparison for Professional Services Automation (continued)

G2 users have evaluated the following products by feature. Feature ratings are representative of reviewers overall satisfaction with each feature and do not necessarily take into account the breadth of individual product features. The results are shown below.

Administration

	Standard Integrations	Workflow	Access Management
Allfred	63%	57%	80%
Cloud Coach	83%	86%	82%
Projectworks	93%	98%	94%
Avaza	79%	88%	83%
CMap	74%	83%	75%
COR	N/A	N/A	N/A
Naverisk RMM & PSA	N/A	N/A	N/A
Forecast	84%	73%	69%
Klient PSA	N/A	N/A	N/A
Juntrax	N/A	N/A	N/A
VOGSY	81%	89%	86%
SuiteProjects Pro	81%	88%	86%
ConnectWise PSA	77%	79%	79%
Accelo	88%	90%	90%
Upland PSA	86%	81%	87%
BQE CORE	81%	84%	83%
Planview AdaptiveWork	87%	91%	90%
Microsoft Dynamics 365 Project Service Automation	N/A	N/A	N/A
Workday PSA	N/A	N/A	N/A

(Feature Comparison for Professional Services Automation continues on next page)

*N/A is displayed when fewer than five responses were received for the question.

**A blank box indicates that a seller has selected that they do not offer that feature.

Feature Comparison for Professional Services Automation (continued)

G2 users have evaluated the following products by feature. Feature ratings are representative of reviewers overall satisfaction with each feature and do not necessarily take into account the breadth of individual product features. The results are shown below.

Administration

	Standard Integrations	Workflow	Access Management
Unit4 PSA Suite	N/A	N/A	N/A
Resource Management by Smartsheet	N/A	N/A	N/A
BigTime Projector	83%	92%	93%
Mission Control	88%	86%	85%
Birdview	86%	92%	84%
aec360	80%	88%	86%
Magnetic	71%	82%	82%
PSOHUB.	92%	77%	83%
Function Point	N/A	N/A	N/A
Planview ChangePoint	N/A	N/A	N/A
Precursive	83%	76%	78%
Deltak WorkBook	N/A	N/A	N/A
Q360 PSA Solution	N/A	N/A	N/A
Rev.io PSA formerly Tigerpaw One	N/A	N/A	N/A
Average	83%	85%	85%

(Feature Comparison for Professional Services Automation continues on next page)

*N/A is displayed when fewer than five responses were received for the question.

**A blank box indicates that a seller has selected that they do not offer that feature.

Feature Comparison for Professional Services Automation (continued)

G2 users have evaluated the following products by feature. Feature ratings are representative of reviewers overall satisfaction with each feature and do not necessarily take into account the breadth of individual product features. The results are shown below.

Platform

	APIs	Internationalization	Performance and Reliability	Mobile	Offline Access
Autotask	86%	78%	89%	71%	57%
Syncro	81%	74%	93%	72%	56%
Rocketlane	93%	92%	95%	88%	
SAP S/4HANA Cloud	91%	90%	90%	88%	86%
Kantata Professional Services Cloud (formerly Mavenlink + Kimble)	74%	74%	83%	65%	56%
Keka	92%	92%	92%	90%	84%
BigTime	85%	84%	88%	82%	79%
Deltek Vantagepoint	76%	75%	78%	76%	
Certinia PS Cloud	85%	85%	88%	81%	77%
Wrike	N/A	N/A	N/A	N/A	N/A
Deltek Replicon	71%	76%	86%	85%	
SuperOps	77%	80%	86%	78%	49%
Teamwork.com	93%	89%	90%	82%	
Scoro	92%	88%	94%	84%	
Bonsai	N/A	N/A	N/A	N/A	N/A
Workamajig Platinum	77%	76%	84%	67%	57%
HaloPSA	94%	94%	95%	74%	N/A
Ruddr	90%	94%	97%	81%	
Screendragon	90%	86%	91%	79%	46%

(Feature Comparison for Professional Services Automation continues on next page)

*N/A is displayed when fewer than five responses were received for the question.

**A blank box indicates that a seller has selected that they do not offer that feature.

Feature Comparison for Professional Services Automation (continued)

G2 users have evaluated the following products by feature. Feature ratings are representative of reviewers overall satisfaction with each feature and do not necessarily take into account the breadth of individual product features. The results are shown below.

Platform

	APIs	Internationalization	Performance and Reliability	Mobile	Offline Access
Allfred	66%	83%	89%	63%	43%
Cloud Coach	82%	78%	89%	69%	64%
Projectworks	81%	77%	97%	79%	62%
Avaza	86%	79%	83%	91%	78%
CMap	75%	75%	89%	74%	
COR	N/A	N/A	N/A	N/A	N/A
Naverisk RMM & PSA	N/A	N/A	N/A	N/A	N/A
Forecast	82%	66%	80%	51%	
Klient PSA	N/A	N/A	N/A	N/A	N/A
Juntrax	N/A	N/A	N/A	N/A	N/A
VOGSY	76%	79%	92%	69%	
SuiteProjects Pro	86%	85%	85%	78%	80%
ConnectWise PSA	75%	69%	74%	63%	57%
Accelo	87%	85%	93%	82%	
Upland PSA	84%	84%	89%	75%	57%
BQE CORE	75%	81%	87%	79%	68%
Planview AdaptiveWork	87%	88%	92%	91%	86%
Microsoft Dynamics 365 Project Service Automation	N/A	N/A	N/A	N/A	N/A
Workday PSA	N/A	N/A	89%	N/A	N/A

(Feature Comparison for Professional Services Automation continues on next page)

*N/A is displayed when fewer than five responses were received for the question.

**A blank box indicates that a seller has selected that they do not offer that feature.



Feature Comparison for Professional Services Automation (continued)

G2 users have evaluated the following products by feature. Feature ratings are representative of reviewers overall satisfaction with each feature and do not necessarily take into account the breadth of individual product features. The results are shown below.

Platform

	APIs	Internationalization	Performance and Reliability	Mobile	Offline Access
Unit4 PSA Suite	N/A	N/A	N/A	N/A	N/A
Resource Management by Smartsheet	N/A	N/A	N/A	N/A	N/A
BigTime Projector	83%	83%	98%	84%	N/A
Mission Control	89%	80%	89%	75%	78%
Birdview	81%	81%	90%	83%	71%
aec360	78%	78%	75%	66%	77%
Magnetic	77%	80%	89%	66%	
PSOHUB.	78%	71%	90%	75%	
Function Point	N/A	N/A	N/A	N/A	N/A
Planview ChangePoint	N/A	N/A	N/A	N/A	N/A
Precursive	N/A	N/A	79%	N/A	N/A
Deltek WorkBook	N/A	N/A	N/A	N/A	N/A
Q360 PSA Solution	N/A	N/A	86%	57%	N/A
Rev.io PSA formerly Tigerpaw One	N/A	N/A	N/A	N/A	N/A
Average	83%	81%	88%	76%	67%

*N/A is displayed when fewer than five responses were received for the question.

**A blank box indicates that a seller has selected that they do not offer that feature.

Additional Data for Professional Services Automation

The table below includes a breakdown of the customer segments for each product, as represented by G2 reviewers.

Customers by Size

	Small Business (50 or fewer emp.)	Mid-Market (51-1000 emp.)	Enterprise (>1000 emp.)
Autotask	66%	29%	4%
Syncro	93%	6%	1%
Rocketlane	24%	63%	13%
SAP S/4HANA Cloud	13%	37%	50%
Kantata Professional Services Cloud (formerly Mavenlink + Kimble)	26%	59%	15%
Keka	17%	73%	10%
BigTime	84%	14%	2%
Deltek Vantagepoint	29%	63%	8%
Certinia PS Cloud	13%	51%	36%
Wrike	40%	41%	19%
Deltek Replicon	47%	43%	10%
SuperOps	92%	7%	1%
Teamwork.com	61%	30%	9%
Scoro	67%	25%	8%
Bonsai	97%	2%	2%
Workamajig Platinum	66%	27%	6%
HaloPSA	96%	4%	0%
Ruddr	63%	36%	1%
Screendragon	4%	42%	54%

(Additional Data for Professional Services Automation continues on next page)

*N/A is displayed when data is not publicly available.

Additional Data for Professional Services Automation (continued)

The table below includes a breakdown of the customer segments for each product, as represented by G2 reviewers.

Customers by Size

	Small Business (50 or fewer emp.)	Mid-Market (51-1000 emp.)	Enterprise (>1000 emp.)
Allfred	86%	14%	0%
Cloud Coach	29%	53%	17%
Projectworks	81%	19%	0%
Avaza	73%	23%	5%
CMap	58%	42%	0%
COR	60%	40%	0%
Naverisk RMM & PSA	93%	0%	7%
Forecast	46%	54%	0%
Klient PSA	55%	45%	0%
Juntrax	36%	64%	0%
VOGSY	87%	13%	0%
SuiteProjects Pro	13%	58%	28%
ConnectWise PSA	67%	26%	6%
Accelo	71%	18%	11%
Upland PSA	17%	66%	17%
BQE CORE	85%	15%	0%
Planview AdaptiveWork	11%	51%	38%
Microsoft Dynamics 365 Project Service Automation	17%	50%	33%
Workday PSA	10%	20%	70%

(Additional Data for Professional Services Automation continues on next page)

*N/A is displayed when data is not publicly available.



Additional Data for Professional Services Automation (continued)

The table below includes a breakdown of the customer segments for each product, as represented by G2 reviewers.

Customers by Size

	Small Business (50 or fewer emp.)	Mid-Market (51-1000 emp.)	Enterprise (>1000 emp.)
Unit4 PSA Suite	36%	48%	16%
Resource Management by Smartsheet	60%	38%	2%
BigTime Projector	40%	50%	11%
Mission Control	65%	33%	2%
Birdview	44%	35%	21%
aec360	40%	33%	27%
Magnetic	100%	0%	0%
PSOHUB.	94%	6%	0%
Function Point	85%	12%	3%
Planview ChangePoint	18%	29%	53%
Precursive	20%	80%	0%
Deltek WorkBook	18%	73%	9%
Q360 PSA Solution	17%	83%	0%
Rev.io PSA formerly Tigerpaw One	67%	8%	25%
Average	52%	36%	13%

(Additional Data for Professional Services Automation continues on next page)

*N/A is displayed when data is not publicly available.



Additional Data for Professional Services Automation (continued)

The table below highlights implementation and deployment data as indicated in real user reviews on G2.

Implementation

	Deployment		Implementation Time	Implementation Method				Number of Users Purchased	Contract Term
	Cloud	On-Premises	Avg. Months to Go Live	In-House Team	Seller Services Team	Third-Party Consultant	Don't know	Median Number of Users Bought	Avg. Contract Term (Months)
Autotask	100%	0%	2.4	75%	19%	2%	5%	17	20
Syncro	85%	15%	0.9	91%	3%	0%	6%	3	4
Rocketlane	88%	12%	1.7	85%	10%	0%	4%	17	14
SAP S/4HANA Cloud	55%	45%	8.1	30%	46%	16%	8%	462	24
Kantata Professional Services Cloud (formerly Mavenlink + Kimble)	100%	0%	3.8	48%	30%	11%	11%	75	24
Keka	58%	42%	1.8	71%	17%	1%	11%	175	9
BigTime	100%	0%	1.7	78%	14%	1%	7%	17	12
Deltek Vantagepoint	71%	29%	5.7	51%	12%	28%	9%	75	22
Certinia PS Cloud	100%	0%	5.6	35%	26%	36%	4%	175	24
Wrike	100%	0%	2.4	83%	10%	1%	6%	37	12
Deltek Replicon	100%	0%	2.3	73%	18%	1%	8%	37	11
SuperOps	98%	2%	1.5	94%	2%	0%	4%	3	6
Teamwork.com	100%	0%	3.4	100%	0%	0%	0%	3	N/A
Scoro	79%	21%	1.7	72%	23%	5%	0%	17	6
Bonsai	44%	56%	1.6	88%	0%	0%	12%	3	3
Workamajig Platinum	72%	28%	3.9	73%	8%	5%	15%	37	10
HaloPSA	75%	25%	3.1	88%	13%	0%	0%	7	11
Ruddr	83%	18%	1.2	69%	31%	0%	0%	17	7
Screendragon	74%	26%	5.3	53%	37%	5%	5%	175	9

(Additional Data for Professional Services Automation continues on next page)

*N/A is displayed when data is not publicly available.



Additional Data for Professional Services Automation (continued)

The table below highlights implementation and deployment data as indicated in real user reviews on G2.

Implementation

	Deployment		Implementation Time	Implementation Method				Number of Users Purchased	Contract Term
	Cloud	On-Premises	Avg. Months to Go Live	In-House Team	Seller Services Team	Third-Party Consultant	Don't know	Median Number of Users Bought	Avg. Contract Term (Months)
Allfred	17%	83%	0.5	50%	0%	0%	50%	17	0
Cloud Coach	95%	5%	4.9	43%	37%	11%	9%	75	24
Projectworks	88%	13%	2.6	50%	29%	0%	21%	17	3
Avaza	100%	0%	1.0	87%	4%	0%	9%	7	2
CMap	70%	30%	2.8	67%	22%	0%	11%	75	10
COR	N/A	N/A	N/A	N/A	N/A	N/A	N/A	N/A	N/A
Naverisk RMM & PSA	30%	70%	0.5	90%	10%	0%	0%	7	9
Forecast	80%	20%	2.9	100%	0%	0%	0%	17	18
Klient PSA	100%	0%	2.1	60%	22%	16%	2%	37	19
Juntrax	N/A	N/A	N/A	N/A	N/A	N/A	N/A	N/A	N/A
VOGSY	95%	5%	1.2	60%	27%	0%	13%	37	7
SuiteProjects Pro	100%	0%	3.8	41%	35%	20%	3%	175	18
ConnectWise PSA	100%	0%	2.2	71%	22%	4%	3%	17	12
Accelo	100%	0%	2.1	69%	25%	4%	3%	17	6
Upland PSA	100%	0%	2.8	59%	38%	2%	2%	175	25
BQE CORE	0%	100%	1.7	68%	26%	0%	5%	17	13
Planview AdaptiveWork	100%	0%	3.1	52%	21%	2%	25%	175	19
Microsoft Dynamics 365 Project Service Automation	N/A	N/A	N/A	N/A	N/A	N/A	N/A	N/A	N/A
Workday PSA	N/A	N/A	N/A	N/A	N/A	N/A	N/A	N/A	N/A

(Additional Data for Professional Services Automation continues on next page)

*N/A is displayed when data is not publicly available.



Additional Data for Professional Services Automation (continued)

The table below highlights implementation and deployment data as indicated in real user reviews on G2.

Implementation

	Deployment		Implementation Time	Implementation Method				Number of Users Purchased	Contract Term
	Cloud	On-Premises	Avg. Months to Go Live	In-House Team	Seller Services Team	Third-Party Consultant	Don't know	Median Number of Users Bought	Avg. Contract Term (Months)
Unit4 PSA Suite	71%	29%	4.3	33%	20%	47%	0%	37	8
Resource Management by Smartsheet	75%	25%	1.5	94%	6%	0%	0%	27	5
BigTime Projector	79%	21%	2.3	57%	36%	1%	5%	75	3
Mission Control	91%	9%	2.6	65%	9%	13%	13%	37	7
Birdview	N/A	N/A	N/A	N/A	N/A	N/A	N/A	N/A	N/A
aec360	N/A	N/A	N/A	N/A	N/A	N/A	N/A	N/A	N/A
Magnetic	33%	67%	1.3	100%	0%	0%	0%	17	7
PSOHUB.	81%	19%	0.8	81%	13%	0%	6%	7	10
Function Point	100%	0%	2.2	83%	18%	0%	0%	17	8
Planview ChangePoint	N/A	N/A	N/A	N/A	N/A	N/A	N/A	N/A	N/A
Precursive	100%	0%	2.7	50%	42%	0%	8%	56	10
Deltek WorkBook	N/A	N/A	N/A	N/A	N/A	N/A	N/A	N/A	N/A
Q360 PSA Solution	N/A	N/A	N/A	N/A	N/A	N/A	N/A	N/A	N/A
Rev.io PSA formerly Tigerpaw One	33%	67%	N/A	100%	0%	0%	0%	17	N/A

(Additional Data for Professional Services Automation continues on next page)

*N/A is displayed when data is not publicly available.

Additional Data for Professional Services Automation (continued)

The table below highlights the average user adoption of each product as indicated in real user reviews on G2.

User Adoption and Return on Investment (ROI)

	User Adoption	Payback Period
	Average User Adoption	Estimated ROI (payback period in months)
Autotask	88%	12
Syncro	93%	5
Rocketlane	79%	8
SAP S/4HANA Cloud	71%	33
Kantata Professional Services Cloud (formerly Mavenlink + Kimble)	85%	16
Keka	84%	13
BigTime	86%	12
Deltek Vantagepoint	67%	16
Certinia PS Cloud	77%	22
Wrike	74%	19
Deltek Replicon	74%	12
SuperOps	91%	10
Teamwork.com	84%	N/A
Scoro	75%	13
Bonsai	81%	9
Workamajig Platinum	76%	16
HaloPSA	95%	15
Ruddr	91%	6
Screendragon	59%	10

(Additional Data for Professional Services Automation continues on next page)

*N/A is displayed when data is not publicly available.

Additional Data for Professional Services Automation (continued)

The table below highlights the average user adoption of each product as indicated in real user reviews on G2.

User Adoption and Return on Investment (ROI)

	User Adoption	Payback Period
	Average User Adoption	Estimated ROI (payback period in months)
Allfred	63%	0
Cloud Coach	69%	16
Projectworks	96%	6
Avaza	86%	6
CMap	95%	16
COR	N/A	N/A
Naverisk RMM & PSA	99%	10
Forecast	79%	14
Klient PSA	83%	12
Juntrax	N/A	N/A
VOGSY	85%	9
SuiteProjects Pro	83%	26
ConnectWise PSA	89%	17
Accelo	86%	10
Upland PSA	85%	15
BQE CORE	86%	12
Planview AdaptiveWork	74%	17
Microsoft Dynamics 365 Project Service Automation	N/A	N/A
Workday PSA	N/A	N/A

(Additional Data for Professional Services Automation continues on next page)

*N/A is displayed when data is not publicly available.

Additional Data for Professional Services Automation (continued)

The table below highlights the average user adoption of each product as indicated in real user reviews on G2.

User Adoption and Return on Investment (ROI)

	User Adoption	Payback Period
	Average User Adoption	Estimated ROI (payback period in months)
Unit4 PSA Suite	70%	31
Resource Management by Smartsheet	83%	12
BigTime Projector	95%	8
Mission Control	77%	6
Birdview	N/A	N/A
aec360	N/A	N/A
Magnetic	98%	22
PSOHUB.	88%	12
Function Point	89%	14
Planview ChangePoint	N/A	N/A
Precursive	72%	14
Deltek WorkBook	N/A	N/A
Q360 PSA Solution	N/A	N/A
Rev.io PSA formerly Tigerpaw One	N/A	N/A
Average	82%	13

(Additional Data for Professional Services Automation continues on next page)

*N/A is displayed when data is not publicly available.

Additional Data for Professional Services Automation (continued)

The table below highlights third-party market presence data used to inform the G2's Market Presence Score that highlights each products impact and influence in the category.

Market Presence

	Seller Name	Year Founded	Employees on LinkedIn (Seller)	LinkedIn Followers
Autotask	Kaseya	2000	4,835	157,000
Syncro	Servably	2017	106	3,776
Rocketlane	Rocketlane Corp	2020	148	30,624
SAP S/4HANA Cloud	SAP	1972	125,049	4,000,000
Kantata Professional Services Cloud (formerly Mavenlink + Kimble)	Kantata (formerly Mavenlink + Kimble)	2008	511	11,892
Keka	Keka Technologies	2015	1,038	116,217
BigTime	BigTime	2002	173	5,973
Deltek Vantagepoint	Deltek	1983	4,725	169,000
Certinia PS Cloud	Certinia	2009	842	36,000
Wrike	Wrike, Inc.	2006	1,077	84,000
Deltek Replicon	Deltek	1983	4,725	169,000
SuperOps	SuperOps Inc	2020	189	35,993
Teamwork.com	Teamwork	2007	555	49,000
Scoro	Scoro	2013	149	12,232
Bonsai	Bonsai (YC W16)	2015	56	4,092
Workamajig Platinum	Workamajig	2008	39	1,607
HaloPSA	Halo Service Solutions	1994	172	4,814
Ruddr	Ruddr	2018	17	842
Screendragon	Screendragon	2001	71	2,146

(Additional Data for Professional Services Automation continues on next page)

*N/A is displayed when data is not publicly available.

Additional Data for Professional Services Automation (continued)

The table below highlights third-party market presence data used to inform the G2's Market Presence Score that highlights each products impact and influence in the category.

Market Presence

	Seller Name	Year Founded	Employees on LinkedIn (Seller)	LinkedIn Followers
Allfred	Allfred	2020	10	816
Cloud Coach	Cloud Coach	2005	52	6,565
Projectworks	Projectworks	2019	58	2,739
Avaza	Avaza Software	2014	20	1,710
CMap	CMap Software Ltd	2000	184	3,114
COR	COR	2017	205	8,449
Naverisk RMM & PSA	Naverisk	2010	25	690
Forecast	Forecast	2016	60	7,332
Klient PSA	Klient Software	2014	26	6,143
Juntrax	Juntrax Solutions	2016	14	3,873
VOGSY	VOGSY	2015	11	839
SuiteProjects Pro	Oracle	1977	199,405	10,020,877
ConnectWise PSA	ConnectWise	1982	3,049	160,892
Accelo	Accelo	2011	100	7,919
Upland PSA	Upland Software	2010	1,025	22,227
BQE CORE	BQE Software, Inc.	1995	325	16,796
Planview AdaptiveWork	Planview	1989	1,626	69,751
Microsoft Dynamics 365 Project Service Automation	Microsoft	1975	238,990	24,695,238
Workday PSA	Workday	2005	23,580	1,126,466

(Additional Data for Professional Services Automation continues on next page)

*N/A is displayed when data is not publicly available.

Additional Data for Professional Services Automation (continued)

The table below highlights third-party market presence data used to inform the G2's Market Presence Score that highlights each products impact and influence in the category.

Market Presence

	Seller Name	Year Founded	Employees on LinkedIn (Seller)	LinkedIn Followers
Unit4 PSA Suite	Unit4	1980	3,565	205,362
Resource Management by Smartsheet	Smartsheet	2005	4,195	151,934
BigTime Projector	BigTime	2002	173	5,973
Mission Control	Aprika Business Solutions	2010	15	1,444
Birdview	Birdview PSA	2003	33	2,430
aec360	HSO	1987	2,748	136,836
Magnetic	Magnetic Software	2010	12	817
PSOHUB.	PSOHUB.	2020	17	846
Function Point	Function Point Productivity Software	1997	22	1,898
Planview ChangePoint	Planview	1989	1,626	69,751
Precursive	Precursive	2011	35	3,780
Deltek WorkBook	Deltek	1983	4,725	169,000
Q360 PSA Solution	Solutions360	1988	54	1,791
Rev.io PSA formerly Tigerpaw One	Rev.io PSA formerly Tigerpaw One	2002	184	6,292

*N/A is displayed when data is not publicly available.